

Cisco.300-410.v2022-07-21.q85

Exam Code:	300-410
Exam Name:	Implementing Cisco Enterprise Advanced Routing and Services
Certification Provider:	Cisco
Free Question Number:	85
Version:	v2022-07-21
# of views:	1490
# of Questions views:	850
https://www.freeqas.com/qa/Cisco/300-410/Cisco.300-410.v2022-07-21.q85.html	

NEW QUESTION: 1

Refer to the exhibit.

```
Router#show access-lists
Standard IP access list 1
  10 permit 192.168.2.2 (1 match)
Router#
Router#show route-map
route-map RM-OSPF-DL, permit, sequence 10
Match clauses:
  ip address (access-lists): 1
Set clauses:
Policy routing matches: 0 packets, 0 bytes
Router#
Router#show running-config | section ospf
router ospf 1
 network 192.168.1.1 0.0.0.0 area 0
 network 192.168.12.0 0.0.0.255 area 0
 distribute-list route-map RM-OSPF-DL in
Router#
```

An engineer is trying to block the route to 192.168.2.2 from the routing table by using the configuration that is shown. The route is still present in the routing table as an OSPF route. Which action blocks the route?

A. Use a prefix list instead of an access list in the route map.

- B. Use an extended access list instead of a standard access list.
- C. Add this statement to the route map: route-map RM-OSPF-DL deny 20.
- D. Change sequence 10 in the route-map command from permit to deny.

Answer: ([SHOW ANSWER](#))

NEW QUESTION: 2

Refer to the exhibit. A network administrator configured mutual redistribution on R1 and R2 routers, which caused instability in the network. Which action resolves the issue?

- A. Advertise summary routes of EIGRP to OSPF and deny specific EIGRP routes when redistributing into OSPF.
- B. Apply a prefix list of EIGRP network routes in OSPF domain on R1 to propagate back into the EIGRP routing domain.
- C. Set a tag in the route map when redistributing EIGRP into OSPF on R1. and match the same tag on R2 to deny when redistributing OSPF into EIGRP.
- D. Set a tag in the route map when redistributing EIGRP into OSPF on R1. and match the same tag on R2 to allow when redistributing OSPF into EIGRP.

Answer: C ([LEAVE A REPLY](#))

NEW QUESTION: 3

Refer to Exhibit.

```

HQ_R2 g0/0
BRANCH(config)# ip route 0.0.0.0 0.0.0.0 172.16.35.2 track 1
BRANCH(config)# ip route 0.0.0.0 0.0.0.0 172.16.35.6 5
!
BRANCH(config)# ip sla 1
BRANCH(config-ip-sla)# icmp-echo 172.16.35.6
BRANCH(config-ip-sla)# timeout 200
BRANCH(config-ip-sla)# frequency 5
!
BRANCH(config)# ip sla schedule 1 life forever start-time now
!
BRANCH(config)# track 1 ip sla 1 reachability

```

Traffic from the branch network should route through HQ R1 unless the path is unavailable. An engineer tests this functionality by shutting down interface on the BRANCH router toward HQ_R1 router but 192.168.20.0/24 is no longer reachable from the branch router. Which set of configurations resolves the issue?

- A. HQ_R1(config)# ip sla responder
HQ_R1(config)# ip sla responder icmp-echo 172.16.35.2
- B. BRANCH(config)# ip sla 1
BRANCH(config-ip-sla)# icmp-echo 172.16.35.1
- C. HQ_R2(config)# ip sla responder
HQ_R2(config)# ip sla responder icmp-echo 172.16.35.5
- D. BRANCH(config)# ip sla 1
BRANCH(config-ip-sla)# icmp-echo 172.16.35.2

Answer: D ([LEAVE A REPLY](#))

In the configuration above, the engineer has made a mistake as he was tracking 172.16.35.6 (the backup path) instead of tracking the main path (172.16.35.2). Therefore, when he shut down the main path, the track 1 was still up so traffic still went through the main path -> it failed. To fix this issue, we just need to correct the tracking interface of the main path.

NEW QUESTION: 4

Refer to the exhibit. An engineer must establish multipoint GRE tunnels between hub router R6 and branch routers R1, R2, and R3. Which configuration accomplishes this task on R1?

A)

```
interface Tunnel 1
ip address 192.168.1.1 255.255.255.0
tunnel source e0/1
tunnel mode gre multipoint
ip nhrp nhs 192.168.1.6
ip nhrp map 192.168.1.6 192.1.10.6
```

B)

```
interface Tunnel 1
ip address 192.168.1.1 255.255.255.0
tunnel source e0/1
tunnel mode gre multipoint
ip nhrp network-id 1
ip nhrp nhs 192.168.1.6
ip nhrp map 192.168.1.6 192.1.10.1
ip nhrp map 192.168.1.2 192.1.20.2
ip nhrp map 192.168.1.3 192.1.30.3
```

C)

```
interface Tunnel 1
ip address 192.168.1.1 255.255.255.0
tunnel source e0/0
tunnel mode gre multipoint
ip nhrp nhs 192.168.1.6
ip nhrp map 192.168.1.6 192.1.10.1
ip nhrp map 192.168.1.2 192.1.20.2
ip nhrp map 192.168.1.3 192.1.30.3
```

D)

```
interface Tunnel 1
ip address 192.168.1.1 255.255.255.0
tunnel source e0/0
tunnel mode gre multipoint
ip nhrp network-id 1
ip nhrp nhs 192.168.1.6
ip nhrp map 192.168.1.6 192.1.10.6
```

A. Option D

B. Option A

C. Option C

D. Option B

Answer: A ([LEAVE A REPLY](#))

NEW QUESTION: 5

Which security feature can protect DMVPN tunnels?

- A. TACACS+
- B. RADIUS
- C. RTBH
- D. IPsec

Answer: D ([LEAVE A REPLY](#))

NEW QUESTION: 6

A network engineer needs to verify IP SLA operations on an interface that shows an indication of excessive traffic.

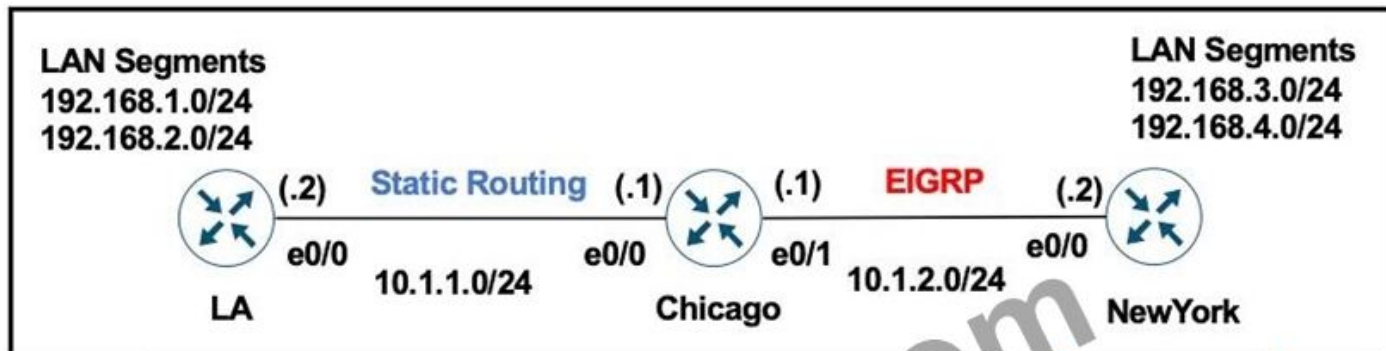
Which command should the engineer use to complete this action?

- A. show frequency
- B. show reachability
- C. show track
- D. show threshold

Answer: C ([LEAVE A REPLY](#))

NEW QUESTION: 7

Refer to the exhibits.



Chicago Router

```
ip route 192.168.1.0 255.255.255.0 10.1.1.2
ip route 192.168.2.0 255.255.255.0 10.1.1.2
!
router eigrp 100
 redistribute static
```

LA Router

```
ip route 0.0.0.0 0.0.0.0 10.1.1.1
```

A user on the 192.168.1.0/24 network can successfully ping 192.168.3.1, but the administrator cannot ping 192.168.3.1 from the LA router. Which set of configurations fixes the issue?

A)

Chicago Router

```
router eigrp 100
 redistribute static metric 10 10 10 10 10
```

B)

Chicago Router

```
router eigrp 100
 redistribute connected
```

C)

Chicago Router

```
ip route 192.168.3.0 255.255.255.0 10.1.2.2
ip route 192.168.4.0 255.255.255.0 10.1.2.2
```

D)

LA Router

```
ip route 192.168.3.0 255.255.255.0 10.1.1.1
ip route 192.168.4.0 255.255.255.0 10.1.1.1
```

A. Option C

B. Option D

C. Option A

D. Option B

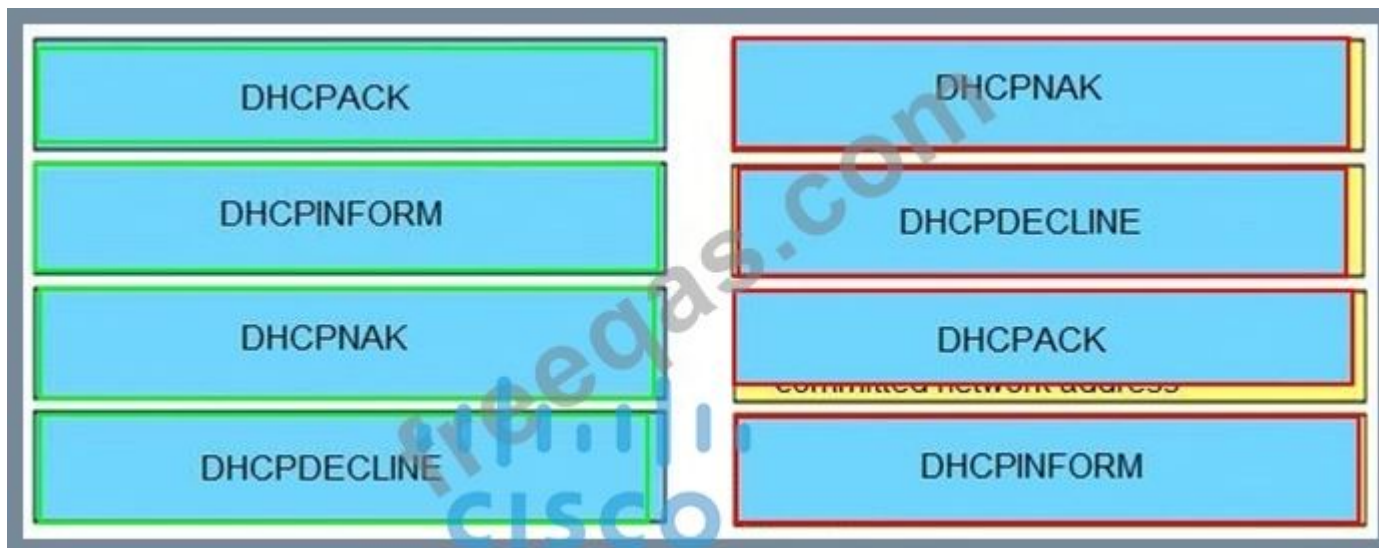
Answer: D ([LEAVE A REPLY](#))

NEW QUESTION: 8

Drag and drop the DHCP messages from the left onto the correct uses on the right.

DHCPACK	server-to-client communication, refusing the request for configuration parameters
DHCPINFORM	client-to-server communication, indicating that the network address is already in use
DHCPNAK	server-to-client communication with configuration parameters, including committed network address
DHCPDECLINE	client-to-server communication, asking for only local configuration parameters that the client has already externally configured as an address

Answer:



Reference:

DHCPINFORM: If a client has obtained a network address through some other means or has a manually configured IP address, a client workstation may use a DHCPINFORM request message to obtain other local configuration parameters, such as the domain name and Domain Name Servers (DNSs). DHCP servers receiving a DHCPINFORM message construct a DHCPACK message with any local configuration parameters appropriate for the client without allocating a new IP address. This DHCPACK will be sent unicast to the client.

DHCPNAK: If the selected server is unable to satisfy the DHCPREQUEST message, the DHCP server will respond with a DHCPNAK message. When the client receives a DHCPNAK message, or does not receive a response to a DHCPREQUEST message, the client restarts the configuration process by going into the Requesting state. The client will retransmit the DHCPREQUEST at least four times within 60 seconds before restarting the Initializing state.

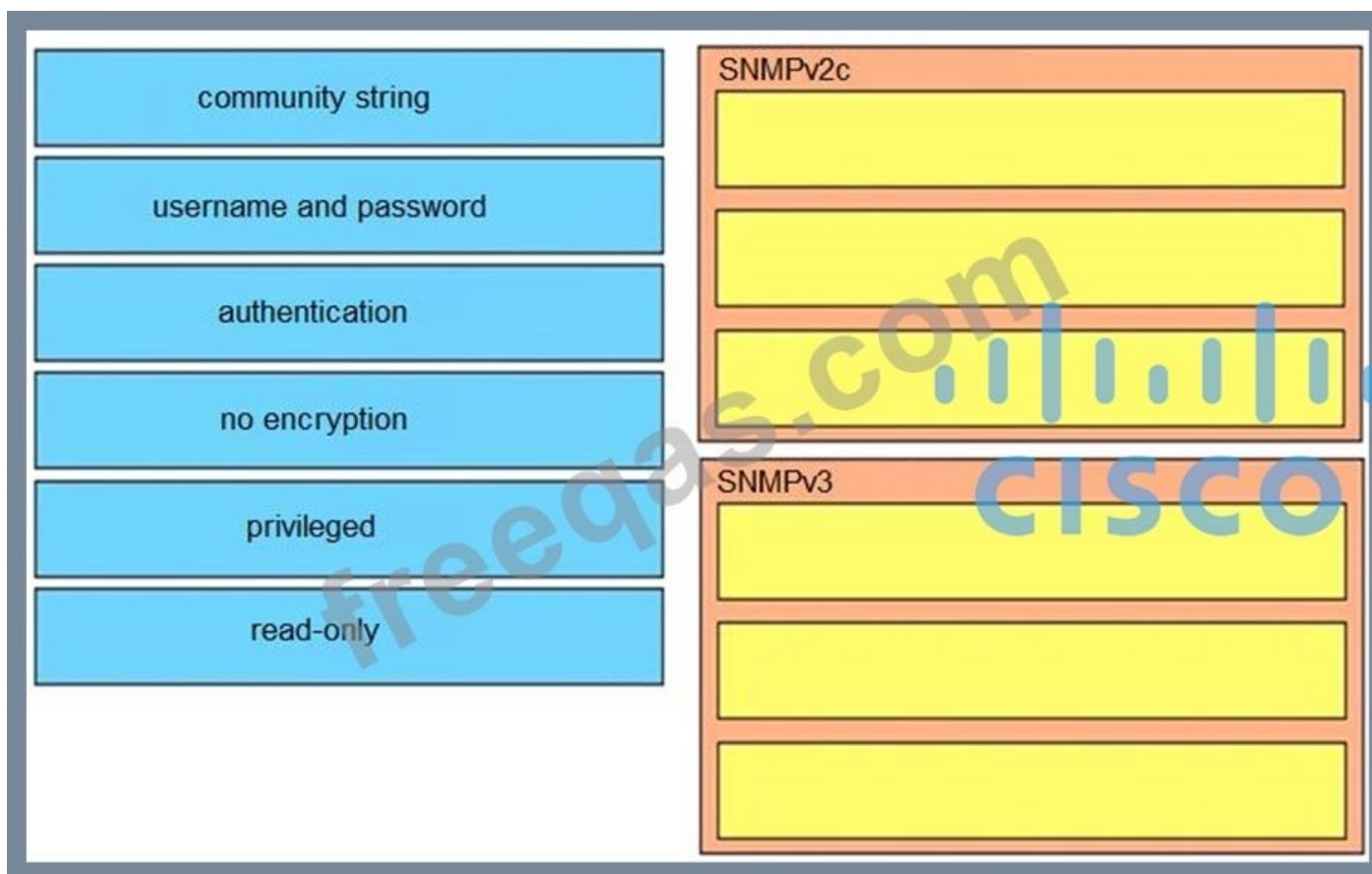
DHCPACK: After the DHCP server receives the DHCPREQUEST, it acknowledges the request with a DHCPACK message, thus completing the initialization process.

DHCPDECLINE: The client receives the DHCPACK and will optionally perform a final check on the parameters. The client performs this procedure by sending Address Resolution Protocol (ARP) requests for the IP address provided in the DHCPACK. If the client detects that the address is already in use by receiving a reply to the ARP request, the client will send a DHCPDECLINE message to the server and restart the configuration process by going into the Requesting state.

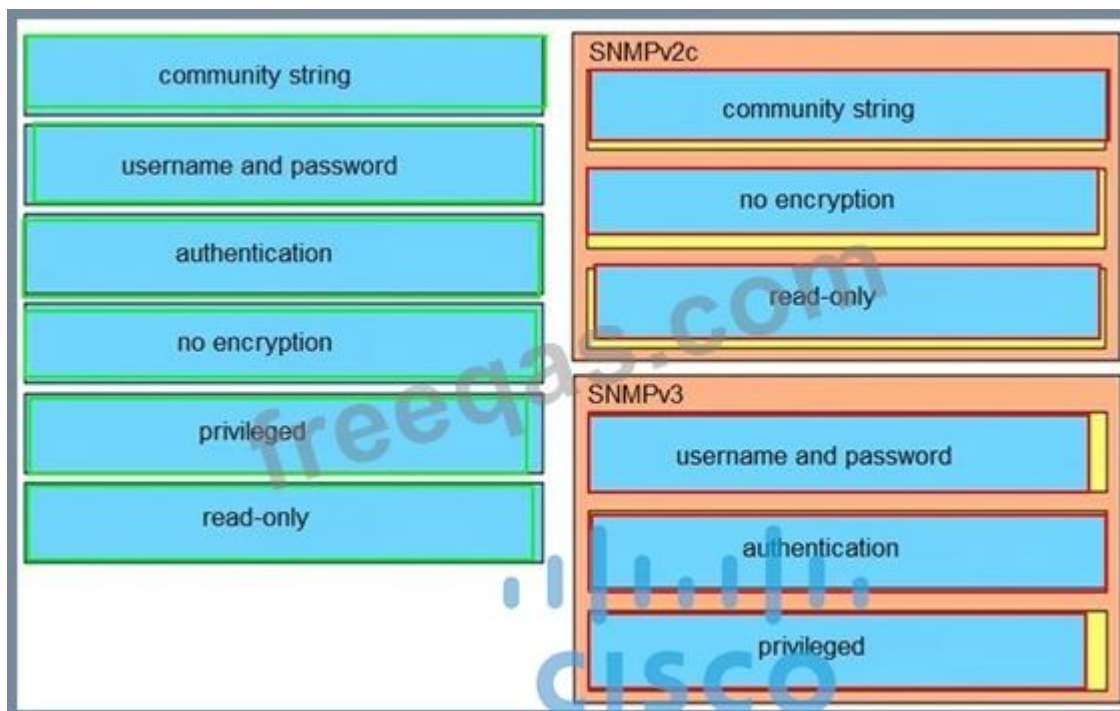
<https://www.cisco.com/c/en/us/support/docs/ip/dynamic-address-allocation-resolution/27470-100.html>

NEW QUESTION: 9

Drag and drop the SNMP attributes in Cisco IOS devices from the left onto the correct SNMPv2c or SNMPV3 categories on the right.



Answer:



NEW QUESTION: 10

Refer to the exhibit.

```
!
interface FastEthernet1/0
Description **** WAN link ****
ip address 10.0.0.1 255.255.2555.0
!
interface FastEthernet1/1
Description **** LAN Network ****
ip address 192.168.1.1 255.255.2555.0
!
!
router ospf 1
router-id 4.4.4.4
log-adjacency-changes
network 4.4.4.4 0.0.0.0 area 0
network 10.0.0.1 0.0.0.0 area 0
network 192.168.1.1 0.0.0.0 area 10
!
```

A)

```
interface loopback0
ip address 4.4.4.4 255.255.255.0
ip ospf network broadcast
```

B)

```
interface loopback0
ip address 4.4.4.4 255.255.255.0
ip ospf interface type network
```

C)

```
interface loopback0
ip address 4.4.4.4 255.255.255.0
ip ospf network point-to-point
```

D)

```
interface loopback0
ip address 4.4.4.4 255.255.255.0
ip ospf interface area 10
```

A. Option

B. Option

C. Option

D. Option

Answer: ([SHOW ANSWER](#))

NEW QUESTION: 11

Which statement about IPv6 ND inspection is true?

- A. It learns and secures bindings for stateless autoconfiguration addresses in Layer 3 neighbor tables.
- B. It learns and secures bindings for stateless autoconfiguration addresses in Layer 2 neighbor tables.
- C. It learns and secures bindings for stateful autoconfiguration addresses in Layer 3 neighbor tables.
- D. It learns and secures bindings for stateful autoconfiguration addresses in Layer 2 neighbor tables.

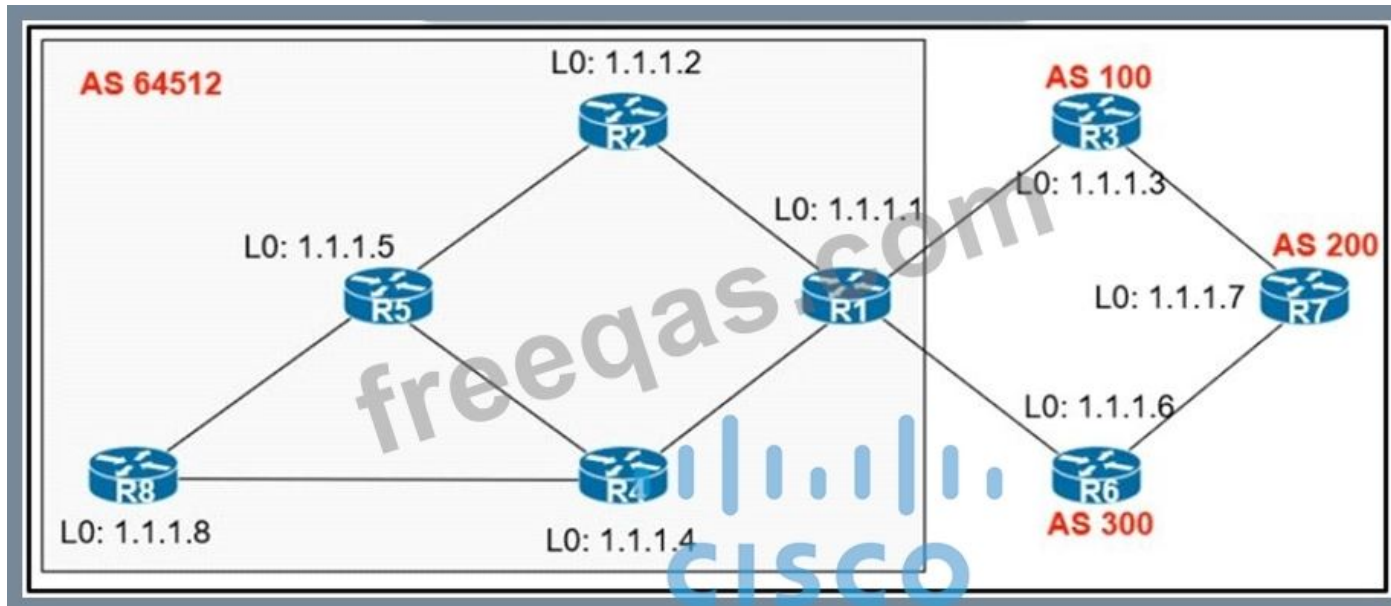
Answer: B (LEAVE A REPLY)

IPv6 ND inspection learns and secures bindings for stateless autoconfiguration addresses in Layer 2 neighbor tables. IPv6 ND inspection analyzes neighbor discovery messages in order to build a trusted binding table database, and IPv6 neighbor discovery messages that do not have valid bindings are dropped. A neighbor discovery message is considered trustworthy if its IPv6-to-MAC mapping is verifiable.

This feature mitigates some of the inherent vulnerabilities for the neighbor discovery mechanism, such as attacks on duplicate address detection (DAD), address resolution, device discovery, and the neighbor cache.

NEW QUESTION: 12

Exhibit:



An engineer configured R2 and R5 as route reflectors and noticed that not all routes are sent to R1 to advertise to the eBGP peers. Which iBGP routers must be configured as route reflectors to advertise all routes to restore reachability across all networks?

- A. R1 and R4
- B. R1 and R5
- C. R4 and R5
- D. R2 and R5

Answer: C (LEAVE A REPLY)

When R2 & R5 are route reflectors (RRs), routes from R4 & R8 are advertised to R5 and R5 advertises to R2. But R2 would drop them as R2 is also a RR. Therefore some routes are missing on R1 to advertise to eBGP peers.

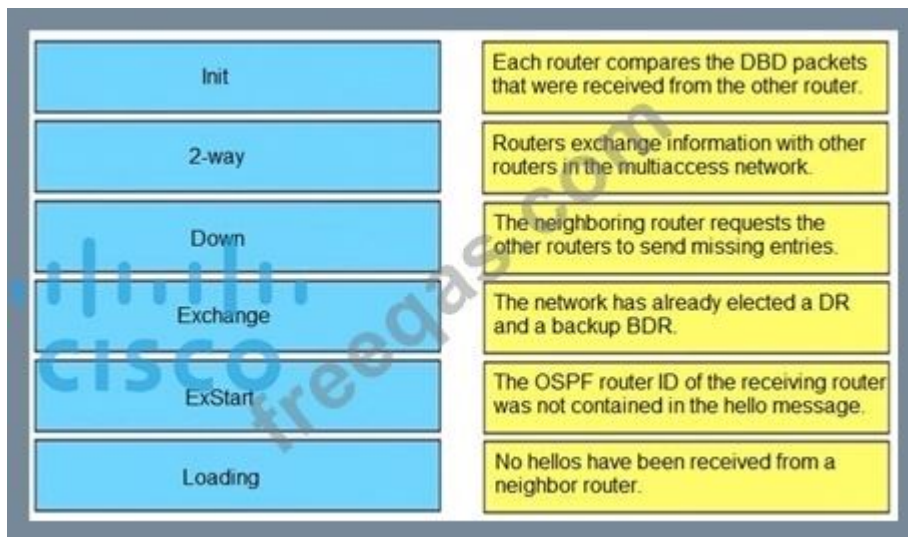
Good reference:

<https://www.ciscolive.com/c/dam/r/ciscolive/emea/docs/2015/pdf/TECRST-2310.pdf> Route reflectors (RR) must be fully iBGP meshed so we cannot configure RR on both R1 and R5.

We should choose routers at the center of the topology RRs, in this case R4 & R5.

NEW QUESTION: 13

Drag and drop the OSPF adjacency states from the left onto the correct descriptions on the right.

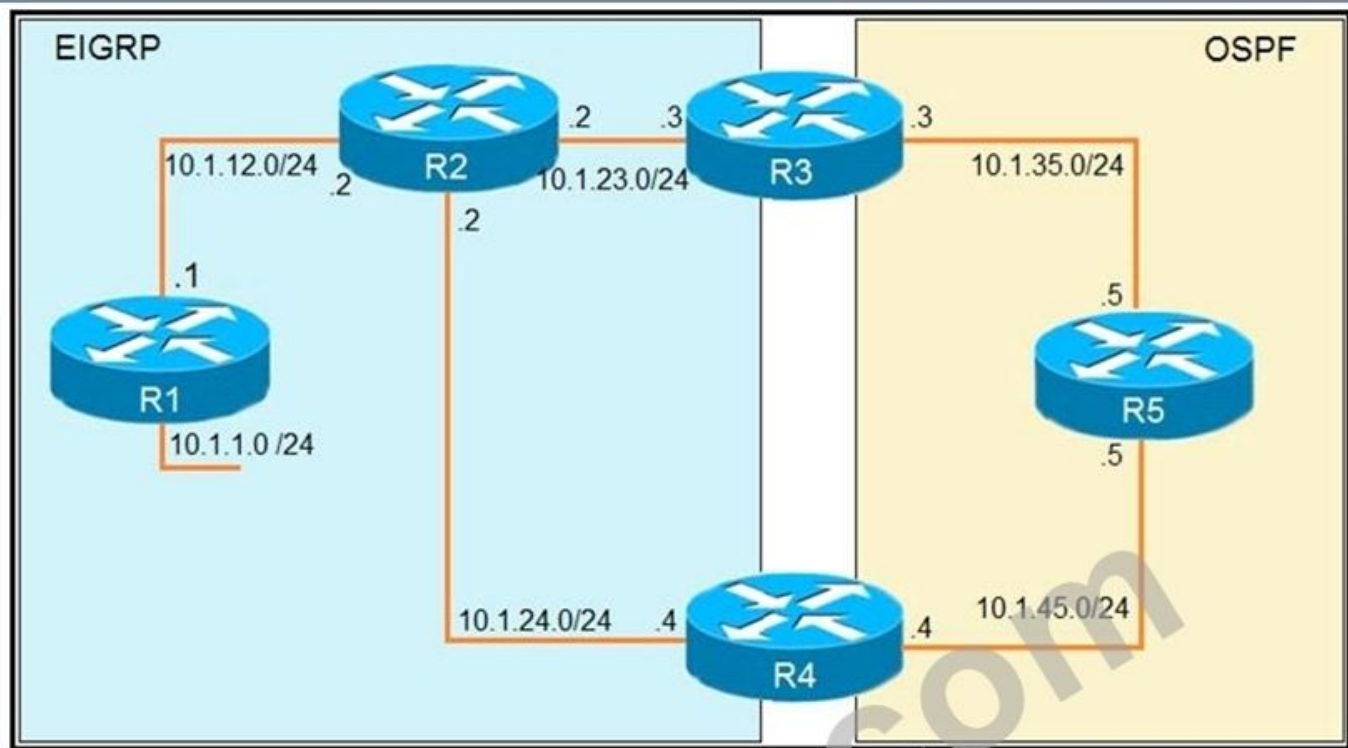


Answer:



NEW QUESTION: 14

Refer to the exhibit.



```

R1
router eigrp 1
 redistribute connected
 network 10.1.12.1 0.0.0.0

R3
router ospf 1
 redistribute eigrp 1 subnets
 network 10.1.35.3 0.0.0.0 area 0

R4
router eigrp 1
 redistribute ospf 1 metric 2000000 1 255 1 1500
!
router ospf 1
 network 10.1.45.4 0.0.0.0 area 0

R5#traceroute 10.1.1.1

Type escape sequence to abort.
Tracing the route to 10.1.1.1

 1 10.1.35.3 80 msec 44 msec 20 msec
 2 10.1.23.2 44 msec 104 msec 64 msec
 3 10.1.24.4 44 msec 64 msec 40 msec
 4 10.1.45.5 24 msec 40 msec 20 msec
 5 10.1.35.3 92 msec 144 msec 148 msec
 6 10.1.23.2 108 msec 76 msec 80 msec
 <output truncated>

```

The output of the trace route from R5 shows a loop in the network. Which configuration prevents this loop?

A)

```
R3
router ospf 1
 redistribute eigrp 1 subnets route-map SET-TAG
!
route-map SET-TAG permit 10
 set tag 1
```

```
R4
router eigrp 1
 redistribute ospf 1 metric 2000000 1 255 1 1500 route-map FILTER-TAG
!
route-map FILTER-TAG deny 10
 match tag 1
!
route-map FILTER-TAG permit 20
```

B)

```
R3
router eigrp 1
 redistribute OSPF 1 route-map SET-TAG
!
route-map SET-TAG permit 10
 set tag 1

R4
router eigrp 1
 redistribute ospf 1 metric 2000000 1 255 1 1500 route-map FILTER-TAG
 network 10.1.24.4 0.0.0.0
!
route-map FILTER-TAG deny 10
 match tag 1
!
route-map FILTER-TAG permit 20
```

C)

```
router ospf 1
 redistribute eigrp 1 subnets route-map SET-TAG
```

```
oute-map SET-TAG permit 10
 set tag 1
```

R4

```
router eigrp 1
 redistribute ospf 1 metric 2000000 1 255 1 1500 route-map FILTER-TAG
```

```
oute-map FILTER-TAG permit 10
 match tag 1
```

D)

```

R3
router ospf 1
 redistribute eigrp 1 subnets route-map SET-TAG
!
route-map SET-TAG deny 10
 set tag 1

R4
router eigrp 1
 redistribute ospf 1 metric 2000000 1 255 1 1500 route-map FILTER-TAG
!
route-map FILTER-TAG deny 10
 match tag 1

```

- A. Option A
- B. Option B
- C. Option C
- D. Option D

Answer: ([SHOW ANSWER](#))

The reason for the loop is that R2 is forwarding the packets destined to 10.1.1.1 to R4, instead of R1. This is because in the redistribute OSPF statement, BW metric has a higher value and delay has a value of 1. So, R2 chooses R4 over R1 for 10.1.1.0/24 subnet causing a loop. Now, R5 learns 10.1.1.0/24 from R3 and advertises the same route to R4, that R4 redistributes back in EIGRP. If R3 sets a tag of 1 while redistributing EIGRP in OSPF, and R4 denies all the OSPF routes with tag 1 while redistributing, it will not advertise 10.1.1.0/24 back into EIGRP. Hence, the loop will be broken.

NEW QUESTION: 15

Refer to the exhibit.

```

R1(config)#route-map ADD permit 20
R1(config-route-map)#set tag 1

R1(config)#router ospf1
R1(config-router)#redistribute rip subnets route-map ADD

```

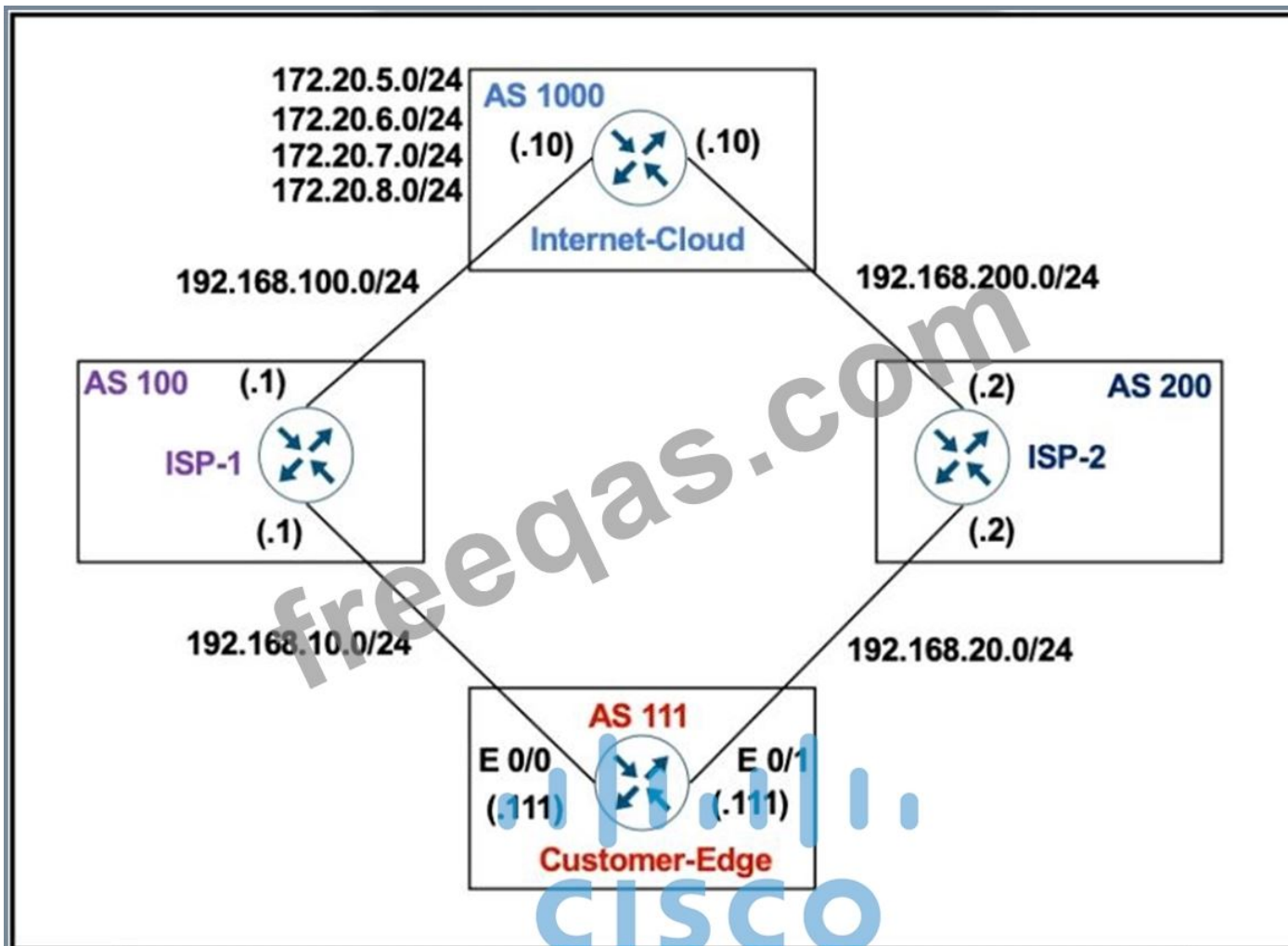
Which statement about R1 is true?

- A. RIP routes are redistributed to OSPF without any changes.
- B. R1 adds one to the metric for RIP learned routes before redistributing to OSPF.
- C. RIP learned routes are distributed to OSPF with a tag value of one.
- D. OSPF redistributes RIP routes only if they have a tag of one.

Answer: ([SHOW ANSWER](#))

NEW QUESTION: 16

Refer to Exhibit:



Customer-Edge

```

ip prefix-list PLIST1 permit 172.20.5.0/24
!
route-map SETLP permit 10
  match ip address prefix-list PLIST1
  set local-preference 90
!
router bgp 111
  neighbor 192.168.10.1 remote-as 100
  neighbor 192.168.10.1 route-map SETLP in
  neighbor 192.168.20.2 remote-as 200

```

AS 111 wanted to use AS 200 as the preferred path for 172.20.5.0/24 and AS 100 as the backup. After the configuration, AS 100 is not used for any other routes. Which configuration resolves the issue?

A. route-mmap SETLP permit 10

match ip address prefix-list PLIST1

set local-preference 99

route-map SETLP permit 20

B. route-map SETLP permit 10

match ip address prefix-list PLIST1

set local-preference 110

route-map SETLP permit 20

C. router bgp 111

no neighbor 192.168.10.1 route-map SETLP in

neighbor 192.168.10.1 route-map SETLP out

D. router bap 111

no neighbor 192.168.10.1 route-map SETLP in

neighbor 192.168.20.2 route-map SE TLP in

Answer: A (LEAVE A REPLY)

There is an implicit deny all at the end of any route-map so all other traffic that does not match 172.20.5.0/24 would be dropped. Therefore we have to add a permitsequence at the end of the route-map to allow other traffic.

The default value of Local Preference is 100 and higher value is preferred so we have to set the local preference of AS100 lower than that of AS200.

Valid 300-410 Dumps shared by PrepPdf.com for Helping Passing 300-410 Exam! PrepPdf.com now offer the **newest 300-410 exam dumps**, the PrepPdf.com 300-410 exam **questions have been updated** and **answers have been corrected** get the **newest** PrepPdf.com 300-410 dumps with Test Engine here: <https://www.preppdf.com/Cisco/300-410-prepaway-exam-dumps.html> (602 Q&As Dumps, **40%OFF Special Discount: Exam-Tests**)

NEW QUESTION: 17

IPv6 is enabled in the infrastructure to support customers with an IPv6 network over WAN and to connect the head office to branch offices in the local network. One of the customers is already running IPv6 and wants to enable IPv6 over the DMVPN network infrastructure between the headend and branch sites. Which configuration command must be applied to establish an mGRE IPv6 tunnel neighborship?

A. ipv6 nhrp holdtime 30

B. tunnel mode gre multipoint ipv6

C. ipv6 unicast-routing

D. tunnel protection mode ipv6

Answer: B (LEAVE A REPLY)

NEW QUESTION: 18

Refer to the exhibit.

Router Configuration:

CISCO

```
ip vrf customer_a
  rd 1:1
  route-target export 1:1
  route-target import 1:1
!
!
interface FastEthernet0.1
  encapsulation dot1Q 2
  ip vrf forwarding customer_a
  ip address 192.168.4.1 255.255.255.0
!
router ospf 1
  log-adjacency-changes
!
router ospf 2 vrf customer_a
  log-adjacency-changes
  network 192.168.4.0 0.0.0.255 area 0
!
end
```

The network administrator configured VRF lite for customer A.

The technician at the remote site misconfigured VRF on the router. Which configuration will resolve connectivity for both sites of customer_a?



- A. Option A
- B. Option B
- C. Option C
- D. Option D

Answer: D (LEAVE A REPLY)

From the exhibit, we learned:

+ VRF customer_a was exported with Route target (RT) of 1:1 so at the remote site it must be imported with the same RT 1:1.

+ VRF customer_a was imported with Route target (RT) of 1:1 so at the remote site it must be exported with the same RT 1:1.

Therefore at the remote site we must configure the command "route-target both 1:1" (which is equivalent to two commands "route-target import 1:1" & "route-target export 1:1").

NEW QUESTION: 19

Drag and drop the MPLS VPN device types from me left onto the definitions on the right.

Customer (C) device	device in the core of the provider network that switches MPLS packets
CE device	device that attaches and detaches the VPN labels to the packets in the provider network
PE device	device in the enterprise network that connects to other customer devices
Provider (P) device	device at the edge of the enterprise network that connects to the SP network

Answer:



NEW QUESTION: 20

An engineer is troubleshooting on the console session of a router and turns on multiple debug commands. The console screen is filled with scrolling debug messages that none of the commands can be verified if entered correctly or display any output. Which action allows the engineer to see entered console commands while still continuing the analysis of the debug messages?

- A. Configure the logging synchronous command
- B. Configure the no logging console debugging command globally
- C. Configure the logging synchronous level all command
- D. Configure the term no mon command globally

Answer: (SHOW ANSWER)

Let's see how the "logging synchronous" command affect the typing command:

Without this command, a message may pop up and you may not know what you typed if that message is too long. When trying to erase (backspace) your command, you realize you are erasing the message instead.

```
NVbos2811-1#conf t
Enter configuration commands, one per line. End with CNTL/Z.
NVbos2811-1(config)#^Z
NVbos2811-1#sh
Jan 18 16:38:02: %SYS-5-CONFIG_I: Configured from console by admin on vty0 (10.0.1.111)
```

With this command enabled, when a message pops up you will be put to a new line with your typing command which is very

```
NVbos2811-1(config)#line con 0
NVbos2811-1(config-line)#logging synch
NVbos2811-1(config-line)#line vty 0 4
NVbos2811-1(config-line)#logging synchr
NVbos2811-1(config-line)#logging synchronous
NVbos2811-1(config-line)#^Z
NVbos2811-1#sh ip
Jan 18 16:39:33: %SYS-5-CONFIG_I: Configured from console by admin
NVbos2811-1#sh ip
```

NEW QUESTION: 21

Refer to the exhibits. An engineer filtered messages based on severity to minimize log messages. After applying the filter, the engineer noticed that it filtered required messages as well. Which action must the engineer take to resolve the issue?

- A. Configure syslog level 2.
- B. Configure syslog level 4.
- C. Configure syslog level 3.
- D. Configure syslog level 5.

Answer: D (LEAVE A REPLY)

NEW QUESTION: 22

Refer to the exhibit.

```
*Jun 24 08:54:51.530: IF-EvD(GigabitEthernet0/0): IP Routing reports state transition from DOWN to DOWN
*Jun 24 08:54:52.525: %LINEPROTO-5-UPDOWN: Line protocol on Interface GigabitEthernet0/0, changed state to down
*Jun 24 08:54:52.528: IF-EvD(GigabitEthernet0/0): IP Routing reports state transition from DOWN to DOWN
*Jun 24 08:54:53.215: IF-EvD(GigabitEthernet0/0): IP Routing reports state transition from DOWN to DOWN
*Jun 24 08:54:54.998: %LINK-3-UPDOWN: Interface GigabitEthernet0/0, changed state to up
*Jun 24 08:54:55.006: IF-EvD(GigabitEthernet0/0): IP Routing reports state transition from DOWN to UP
*Jun 24 08:54:55.998: %LINEPROTO-5-UPDOWN: Line protocol on Interface GigabitEthernet0/0, changed state to up
```

R1 is connected with R2 via GigabitEthernet0/0, and R2 cannot ping R1. What action will fix the issue?

- A. Fix route dampening configured on the router.
- B. Replace the SFP module because it is not supported.
- C. Fix IP Event Dampening configured on the interface.
- D. Correct the IP SLA probe that failed.

Answer: C (LEAVE A REPLY)

The IP Event Dampening feature introduces a configurable exponential decay mechanism to suppress the effects of excessive interface flapping events on routing protocols and routing tables in the network. This feature allows the network operator to configure a router to automatically identify and selectively dampen a local interface that is flapping.

NEW QUESTION: 23

Which mechanism must be chosen to optimize the reconvergence time for OSPF at company location 407173257 that is less CPU-intensive than reducing the hello and dead timers?

- A. BFD
- B. Dead Peer Detection keepalives
- C. SSO
- D. OSPF demand circuit

Answer: (SHOW ANSWER)

NEW QUESTION: 24

Refer to the exhibit. The administrator configured route advertisement to a remote low resources router to use only the default route to reach any network but failed. Which action resolves this issue?

- A. Remove the line with the sequence number 10 from the prefix list.
- B. Remove the line with the sequence number 5 from the prefix list.
- C. Remove the prefix keyword from the distribute-list command.
- D. Change the direction of the distribute-list command from out to in.

Answer: (SHOW ANSWER)

NEW QUESTION: 25

Refer to the exhibit.

Debug output:

username: USER55

password:

Aug 26 12:39:23.813: TPLUS: Queuing AAA Authentication request 4950 for processing

Aug 26 12:39:23.813: TPLUS(00001356) login timer started 1020 sec timeout

Aug 26 12:39:23.813: TPLUS: processing authentication continue request id 4950

Aug 26 12:39:23.813: TPLUS: Authentication continue packet generated for 4950

Aug 26 12:39:23.813: TPLUS(00001356)/0/WRITE/3A72C8D0: Started 5 sec timeout

!

!----- output omitted -----!

!

Aug 26 12:40:01.241: TAC+: using previously set server 192.168.1.3 from group tacacs+

Aug 26 12:40:01.241: TAC+: Opening TCP/IP to 192.168.1.3/49 timeout=5

Aug 26 12:40:01.249: TAC+: Opened TCP/IP handle 0x3BE31D1C to 192.168.1.3/49

Aug 26 12:40:01.249: TAC+: Opened 192.168.1.3 index=1

Aug 26 12:40:01.250: TAC+: 192.168.1.3 (3653537180) AUTHOR/START queued

Aug 26 12:40:01.449: TAC+: (3653537180) AUTHOR/START processed

Aug 26 12:40:01.449: TAC+: (-641430116): received author response status = FAIL

Aug 26 12:40:01.450: TAC+: Closing TCP/IP 0x3BE31D1C connection to 192.168.1.3/49

A network administrator logs into the router using TACACS+ username and password credentials, but the administrator cannot run any privileged commands

Which action resolves the issue?

- A. Configure the username from a local database
- B. Configure full access for the username from TACACS+ server
- C. Configure TACACS+ synchronization with the Active Directory admin group
- D. Configure an authorized IP address for this user to access this router

Answer: ([SHOW ANSWER](#))

NEW QUESTION: 26

Refer to the exhibit.

```
Sending 5, 100-byte ICMP Echos to AB01:2011:7:100::3, timeout is 2 seconds:
!!!!
Success rate is 100 percent (5/5), round-trip min/avg/max = 1/1/1 ms
```

An engineer configured BGP between routers R1 and R3. The BGP peers cannot establish neighbor adjacency to be able to exchange routes. Which configuration resolves this issue?

- A. R1
router bgp 6501 neighbor AB01:2011:7:100::3 ebgp-multihop 255
- B. R3
router bgp 6502
address-family ipv6
neighbor AB01:2011:7:100::1 activate
- C. R1
router bgp 6501
address-family ipv6
neighbor AB01:2011:7:100::3 activate

D. R3

router bgp 6502

neighbor AB01:2011:7:100::1 ebgp-muttlhop 255

Answer: (SHOW ANSWER)

NEW QUESTION: 27

Refer to the exhibit.

```
* Jun 28 14:41:57: %BGP-5-ADJCHANGE: neighbor 192.168.2.2 Down User reset
* Jun 28 14:41:57: %BGP_SESSION-5-ADJCHANGE: neighbor 192.168.2.2 IPv4 Unicast
topology base removed from session User reset
* Jun 28 14:41:57: %BGP-5-ADJCHANGE: neighbor 192.168.2.2 Up
R1#show clock
*15:42:00.506 CET Fri Jun 28 2019
```

An engineer is troubleshooting BGP on a device but discovers that the clock on the device does not correspond to the time stamp of the log entries. Which action ensures consistency between the two times?

- A. Configure the service timestamps log uptime command in global configuration mode.
- B. Configure the logging clock synchronize command in global configuration mode.
- C. Configure the service timestamps log datetime localtime command in global configuration mode.
- D. Make sure that the clock on the device is synchronized with an NTP server.

Answer: C (LEAVE A REPLY)

https://www.cisco.com/c/en/us/td/docs/routers/xr12000/software/xr12k_r3-9/system_management/command/reference/yr39xr12k_chapter4.html#wp1784026936

By default, syslog and debug messages are stamped by UTC, regardless of the time zone that device configured. You should append localtime key word to "service timestamp {log | debug} datetime msec" global command to change that behavior.

<https://community.cisco.com/t5/networking-documents/router-log-timestamp-entries-are-different-from-the-system-clock/ta-p/3132258>

https://www.cisco.com/E-Learning/bulk/public/tac/cim/cib/using_cisco_ios_software/cmdrefs/service_timestamps.htm

NEW QUESTION: 28

Refer to the exhibit.

Priority	Issue Type	Device Role	Category	Issue Count	Site Count (Building)	Device Count	Last Occurred Time
P2	Network Device Interface Connectivity - OSPF Adjacency Failure	ACCESS	Connectivity	17	1	2	Jan 5, 2019 3:14 pm

A network administrator is using the DNA Assurance Dashboard panel to troubleshoot an OSPF adjacency that failed between Edge_NYC interface GigabitEthernet1/3 with Neighbor Edge_SNJ. The administrator observes that the neighborhood is stuck in exstart state. How does the administrator fix this issue?

- A. Configure to match the OSPF interface speed and duplex settings on both routers.
- B. Configure to match the OSPF interface MTU settings on both routers.
- C. Configure to match the OSPF interface unique IP address and subnet mask on both routers.
- D. Configure to match the OSPF interface network types on both routers.

Answer: B (LEAVE A REPLY)

<https://www.cisco.com/c/en/us/support/docs/ip/open-shortest-path-first-ospf/13684-12.html>

NEW QUESTION: 29

Refer to the exhibit.

```
Spoke# show dmvpn
Tunnel0, Type:Spoke, NHRP Peers:2,
# Ent Peer NBMA Addr Peer Tunnel Add State UpDn Tm Attrb
-----
1 172.18.16.2 192.168.1.1 UP 01:05:35 S
1 172.18.46.2 192.168.1.4 UP 00:00:25 D
```

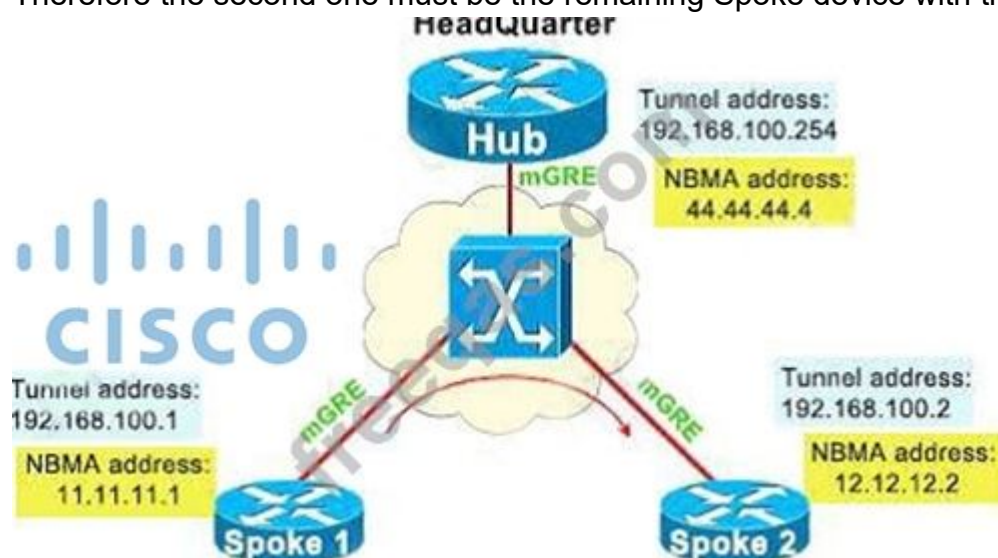
An engineer has configured DMVPN on a spoke router. What is the WAN IP address of another spoke router within the DMVPN network?

- A. 172.18.46.2
- B. 192.168.1.4
- C. 172.18.16.2
- D. 192.168.1.1

Answer: A (LEAVE A REPLY)

From the output we can see there are 2 NHRP Peers. The first one with the NBMA Address of 172.18.16.2 and the "Attribute" (Attrb) of Static (S) so we can deduce it is the Hub device.

Therefore the second one must be the remaining Spoke device with the attribute of Dynamic (D).



--> S - Static, D - Dynamic, I - Incomplete

N - NATed, L - Local, X - No Socket

Ent --> Number of NHRP entries with same NBMA peer

NHS Status: E --> Expecting Replies, R --> Responding, W --> Waiting

UpDn Time --> Up or Down Time for a Tunnel

==

Interface: Tunnel1, IPv4 NHRP Details

Type:Spoke, NHRP Peers:2,

Ent Peer NBMA Addr Peer Tunnel Add State UpDn Tm Attrb

1 44.44.44.4 192.168.100.254 UP 00:03:40 S

1 12.12.12.2 192.168.100.2 UP 00:03:20 D

NEW QUESTION: 30

Refer to the exhibit. The OSPF neighbor relationship is not coming up What must be configured to restore OSPF neighbor adjacency?

- A. use router ID
- B. matching MTU values
- C. matching hello timers
- D. OSPF on the remote router

Answer: ([SHOW ANSWER](#))

NEW QUESTION: 31

Refer to the exhibit.

```
Router#show ip eigrp interfaces
EIGRP-IPv4 Interfaces for AS(1)
Interface          Xmit Queue PeerQ      Mean Pacing Time Multicast F
Interface          Peers Un/Reliable Un/Reliable SRTT  Un/Reliable Flow T
Lo0                 0      0/0      0/0      0      0/0      0      0
Fa0/0               1      0/0      0/0      7      0/2      50      0

Router#show running-config | section eigrp
router eigrp 1
 network 172.16.0.0 0.0.0.255
 network 192.168.2.2 0.0.0.0
 network 192.168.12.2 0.0.0.0

Router#show running-config interface Fa0/3
Building configuration...

Current configuration : 93 bytes
!
interface FastEthernet0/3
 ip vrf forwarding CLIENT1
 ip address 172.16.0.1 255.255.255.0
```

While troubleshooting an EIGRP neighbor adjacency problem, the network engineer notices that the interface connected to the neighboring router is not participating in the EIGRP process. Which action resolves the issues?

- A. Configure the network command to network 172.16.0.1 0.0.0.0
- B. Configure the network command under EIGRP address family vrf CLIENT1

- C. Configure EIGRP metrics on interface FastEthernet0/3
- D. Configure the network command under EIGRP address family ipv4

Answer: B (LEAVE A REPLY)

Valid 300-410 Dumps shared by PrepPdf.com for Helping Passing 300-410 Exam! PrepPdf.com now offer the **newest 300-410 exam dumps**, the PrepPdf.com 300-410 exam **questions have been updated** and **answers have been corrected** get the **newest** PrepPdf.com 300-410 dumps with Test Engine here: <https://www.preppdf.com/Cisco/300-410-prepaway-exam-dumps.html> (602 Q&As Dumps, **40%OFF Special Discount: Exam-Tests**)

NEW QUESTION: 32

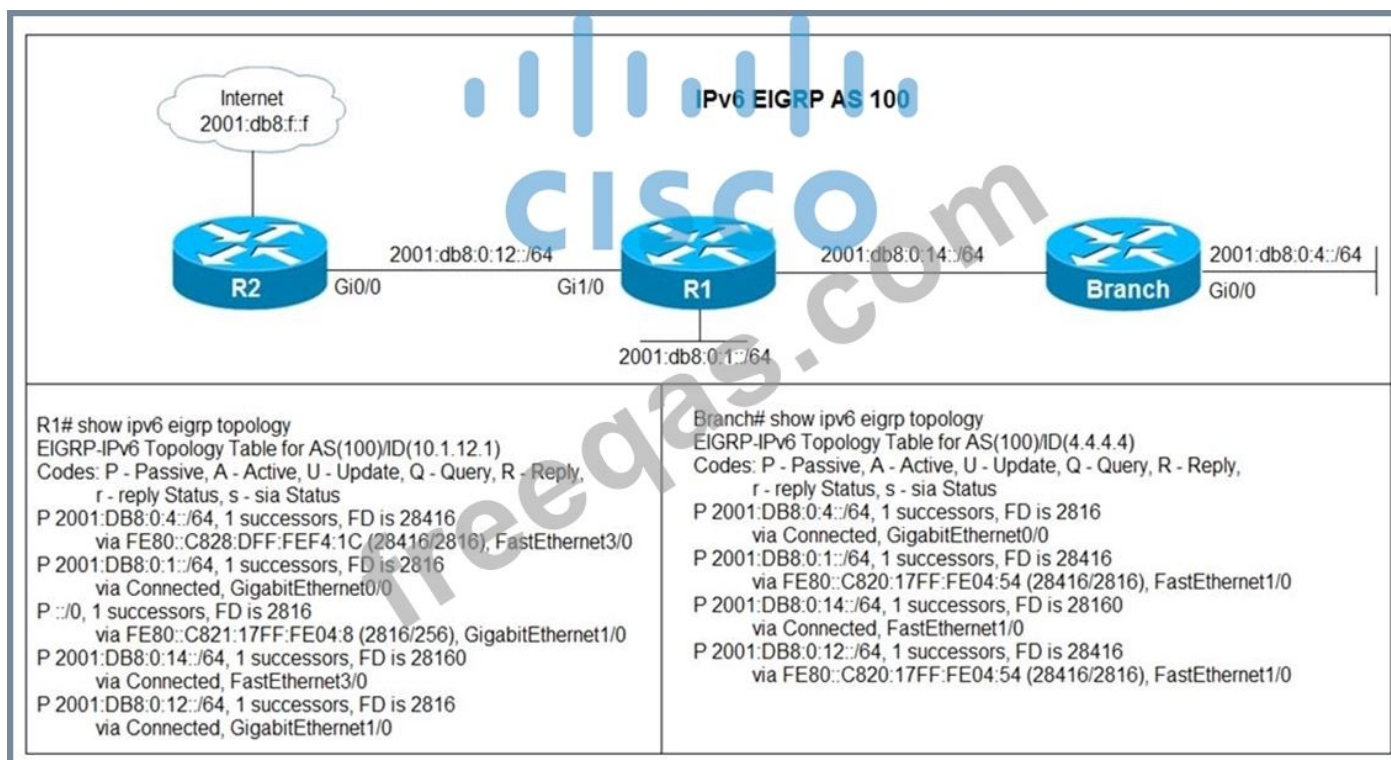
Which statement about MPLS LDP router ID is true?

- A. The MPLS LDP router ID must match the IGP router ID.
- B. If not configured, the operational physical interface is chosen as the router ID even if a loopback is configured.
- C. The loopback with the highest IP address is selected as the router ID.
- D. The force keyword changes the router ID to the specified address without causing any impact.

Answer: C (LEAVE A REPLY)

NEW QUESTION: 33

Refer to the exhibit.



Users in the branch network of 2001:db8:0:4::/64 report that they cannot access the Internet. Which command is issued in IPv6 router EIGRP 100 configuration mode to solve this issue?

- A. Issue the eigrp stub command on R1
- B. Issue the eigrp command on R2.
- C. Issue the no eigrp stub command on R2.

D. Issue the no neighbor stub command on R2.

Answer: ([SHOW ANSWER](#))

NEW QUESTION: 34

When determining if a system is capable of support, what is the minimum time spacing required for a BFD control packet to receive once a control packet is arrived?

- A. Desired Min TX Interval
- B. Detect Mult
- C. Required Min RX Interval
- D. Required Min Echo RX Interval

Answer: ([SHOW ANSWER](#))

Desired Min TX Interval: This is the minimum interval, in microseconds, that the local system would like to use when transmitting BFD Control packets, less any jitter applied. The value zero is reserved.

Required Min Echo RX Interval: This is the minimum interval, in microseconds, between received BFD Echo packets that this system is capable of supporting, less any jitter applied by the sender. If this value is zero, the transmitting system does not support the receipt of BFD Echo packets.

NEW QUESTION: 35

An engineer configured a leak-map command to summarize EIGRP routes and advertise specifically loopback 0 with an IP of 10.1.1.1.255.255.255.252 along with the summary route. After finishing configuration, the customer complained not receiving summary route with specific loopback address. Which two configurations will fix it? (Choose two.)

```
router eigrp 1
!
route-map Leak-Route deny 10
!
interface Serial 0/0
ip summary-address eigrp 1 10.0.0.0 255.0.0.0 leak-map Leak-Route
```

- A. Configure access-list 1 permit 10.1.1.0.0.0.0.3.
- B. Configure access-list 1 permit 10.1.1.1.0.0.0.252.
- C. Configure access-list 1 and match under route-map Leak-Route.
- D. Configure route-map Leak-Route permit 10 and match access-list 1.
- E. Configure route-map Leak-Route permit 20.

Answer: ([SHOW ANSWER](#))

When you configure an EIGRP summary route, all networks that fall within the range of your summary are suppressed and no longer advertised on the interface. Only the summary route is advertised. But if we want to advertise a network that has been suppressed along with the summary route then we can use leak-map feature. The below commands will fix the configuration in this question:

R1(

config)#access-list 1 permit 10.1.1.0 0.0.0.3

R1(config)#route-map Leak-Route permit 10 // this command will also remove the "route_map Leak-Route deny 10" command.

R1(config-route-map)#match ip address 1

NEW QUESTION: 36

Refer to the exhibit.



An engineer is troubleshooting failed access by contractors to the business application server via Telnet or HTTP during the weekend. Which configuration resolves the issue?

A)

R1

time-range Contractor
no periodic weekdays 8:00 to 16:30
periodic daily 8:00 to 16:30

B)

R4

time-range Contractor
no periodic weekdays 17:00 to 23:59
periodic daily 8:00 to 16:30

C)

R4

no access-list 101 permit tcp 10.3.3.0 0.0.0.255 host 10.1.1.3 eq telnet time-range Contractor

D)

R1

no access-list 101 permit tcp 10.3.3.0 0.0.0.255 host 10.1.1.3 eq telnet time-range Contractor

A. Option

B. Option

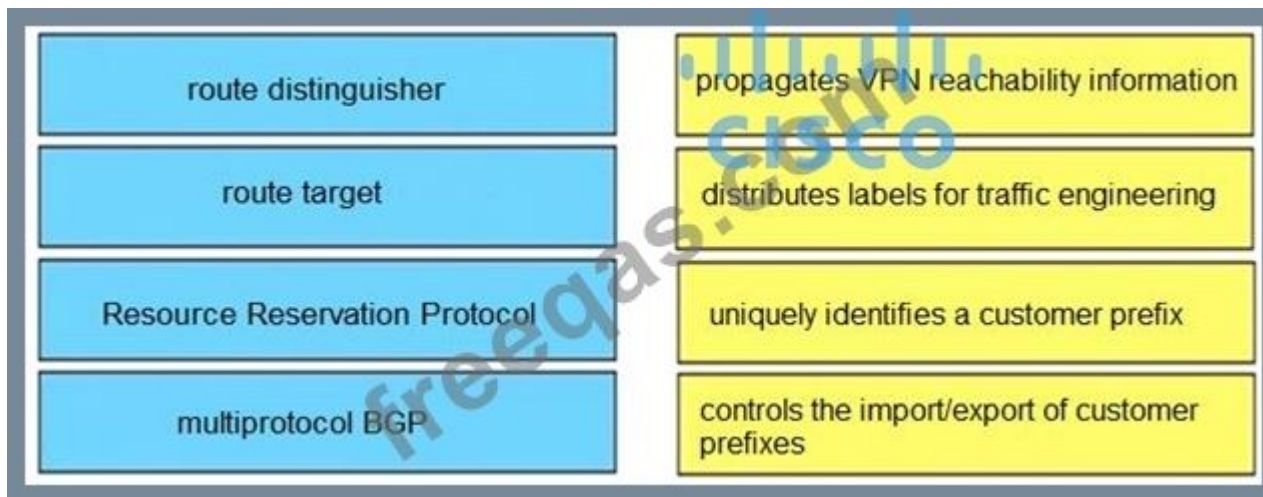
C. Option

D. Option

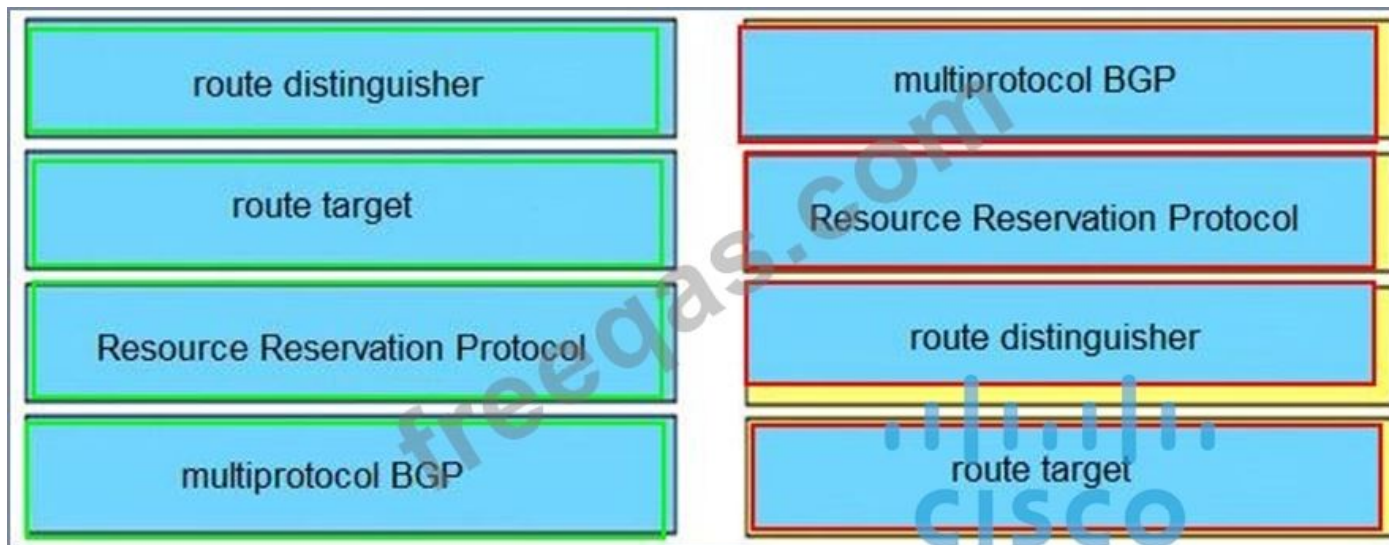
Answer: C (LEAVE A REPLY)

NEW QUESTION: 37

Drag and drop the MPLS VPN concepts from the left onto the correct descriptions on the right.



Answer:



Reference:

<https://www.rogerperkin.co.uk/featured/route-distinguisher-vs-route-target/>

NEW QUESTION: 38

Which method changes the forwarding decision that a router makes without first changing the routing table or influencing the IP data plane?

- A. policy-based routing
- B. forwarding information base
- C. nonbroadcast multiaccess
- D. packet switching

Answer: A (LEAVE A REPLY)

NEW QUESTION: 39

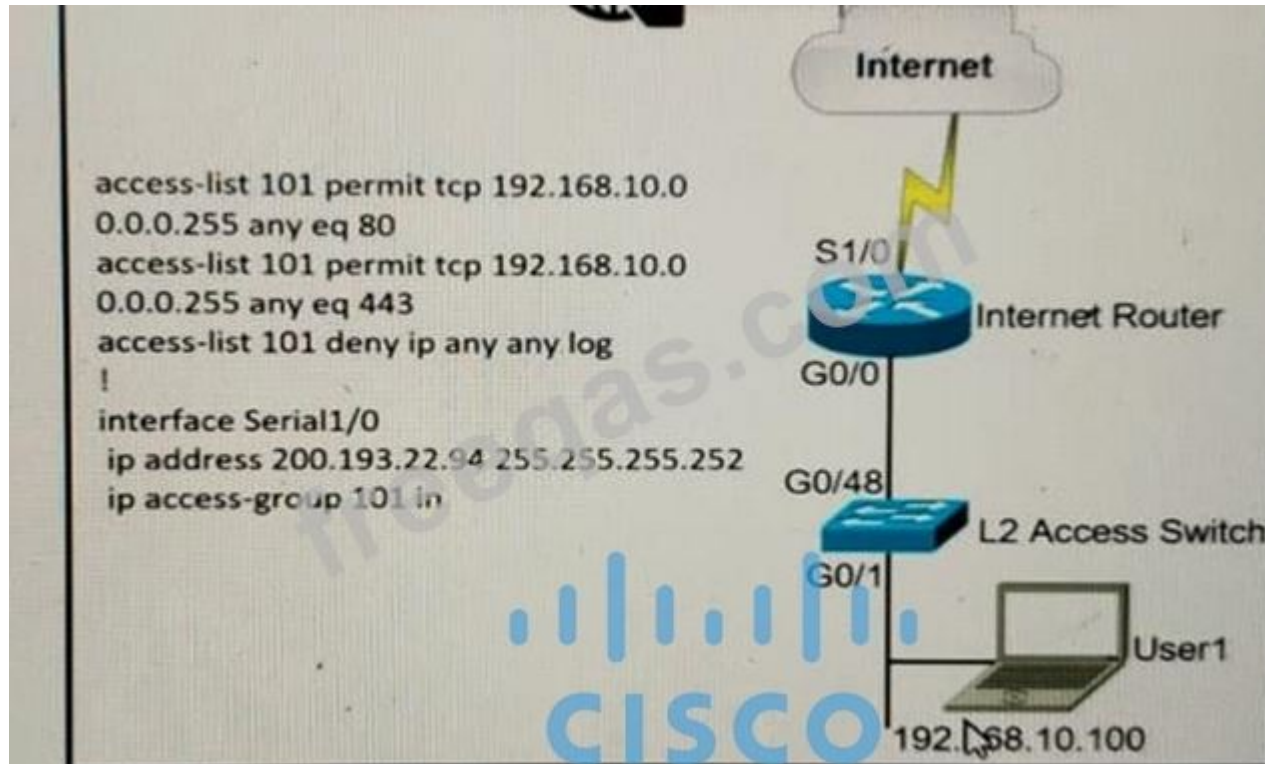
Users report issues with reachability between areas as soon as an engineer configured summary routes between areas in a multiple area OSPF autonomous system. Which action resolves the issue?

- A. Configure the summary-address command on the ABR.
- B. Configure the area range command on the ASBR.
- C. Configure the summary-address command on the ASBR.
- D. Configure the area range command on the ABR.

Answer: B ([LEAVE A REPLY](#))

NEW QUESTION: 40

A network administrator is tasked to permit http and https traffic only toward the internet from the User1 laptop to adhere to company's security policy. The administrator can still ping to www.cisco.com Which interface should the access list 101 be applied to resolve this issue?



- A. Interface G0/0 in the outgoing direction.
- B. Interface G0/0 in the incoming direction.
- C. Interface S1/0 in the outgoing direction.
- D. Interface G0/48 in the incoming direction

Answer: B ([LEAVE A REPLY](#))

NEW QUESTION: 41

Which two components are needed for a service provider to utilize the LVPN MPLS application? (Choose two.)

- A. The P routers must be configured for MP-iBGP toward the PE routers
- B. The P routers must be configured with RSVP.
- C. The PE routers must be configured for MP-iBGP with other PE routers
- D. The PE routers must be configured for MP-eBGP to connect to CEs
- E. The P and PE routers must be configured with LDP or RSVP

Answer: C,E ([LEAVE A REPLY](#))

MPLS Network Protocols

+ IGP: OSPF, EIGRP, IS-IS on core facing and core links+ RSVP and/or LDP on core and/or core facing links ->

+ MP-iBGP on PE devices (for MPLS services), MP-BGP: Multiprotocol Border Gateway Protocol, used for MPLS L3 VPN -> .

NEW QUESTION: 42

Exhibit:

```
11:27:07.532: AAA/BIND (00000055): Bind i/  
11:27:07.532: AAA/AUTHEN/LOGIN (00000055): Pick method list 'default'  
11:27:07.532: TPLUS: Queuing AAA Authentication request 85 for processing  
11:27:07.532: TPLUS (00000055) login timer started 1020 sec timeout  
11:27:07.532: TPLUS: processing authentication start request id 85  
11:27:07.532: TPLUS: Authentication start packet created for 85()  
11:27:07.532: TPLUS: Using server 10.106.60.182  
11:27:07.532: TPLUS (00000055)/0/NB_WAIT/225FE2DC: Started 5 sec timeout  
11:27:07.532: TPLUS (00000055)/0/NB_WAIT: socket event 2  
11:27:07.532: TPLUS (00000055)/0/NB_WAIT: wrote entire 38 bytes request  
11:27:07.532: TPLUS (00000055)/0/READ: socket event 1  
11:27:07.532: TPLUS (00000055)/0/READ: Would block while reading  
11:27:07.532: TPLUS (00000055)/0/READ: socket event 1  
11:27:07.532: TPLUS (00000055)/0/READ: react entire 12 header bytes (expect 6 bytes data)  
11:27:07.532: TPLUS (00000055)/0/READ: socket event 1  
11:27:07.532: TPLUS (00000055)/0/READ: read entire 18 bytes response  
11:27:07.532: TPLUS (00000055)/0/225FE2DC: Processing the reply packet  
11:27:07.532: TPLUS: received bad AUTHEN packet: length = 6, expected 43974  
11:27:07.532: TPLUS: Invalid AUTHEN packet (check keys).
```

Which action resolves the authentication problem?

- A. Configure the user name on the TACACS+ server
- B. Configure the UDP port 1812 to be allowed on the TACACS+ server
- C. Configure the TCP port 49 to be reachable by the router
- D. Configure the same password between the TACACS+ server and router.

Answer: (SHOW ANSWER)

Explanation

From the last line of the output, we notice that the result was "Invalid AUTHEN packet". Therefore something went wrong with the username or password.

NEW QUESTION: 43

An engineer configured Reverse Path Forwarding on an interface and noticed that the routes are dropped when a route lookup fails on that interface for a prefix that is available in the routing table. Which interface configuration resolves the issue?

- A. ip verify unicast source reachable-via rx
- B. ip verify unicast source reachable-via any
- C. ip verify unicast source reachable-via allow-default
- D. ip verify unicast source reachable-via 12-src

Answer: B (LEAVE A REPLY)

According to this question, uRPF is running in strict mode because packets are dropped even when that route exists in the routing table. Maybe packets are dropped because the receiving interface is different from the interface the local router uses to send packets to that destination.

The ip verify unicast source reachable-via rx command enables Unicast RPF in strict mode.

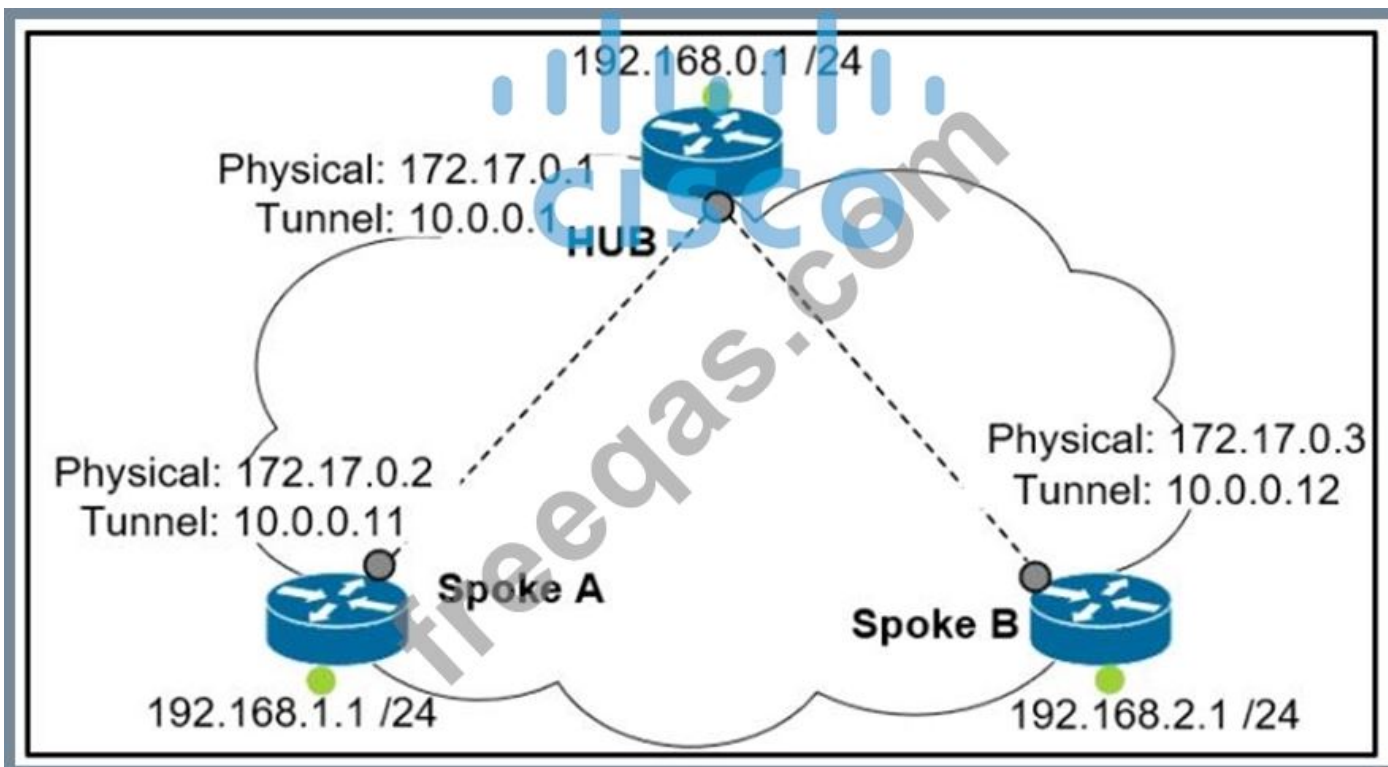
To enable loose mode, administrators can use the any option (ip verify unicast source reachable-via any). In loose mode, it doesn't matter if we use this interface to reach the source or not.



The allow-default option allows the use of the default route in the source verification process.

NEW QUESTION: 44

Refer to the exhibit.



Which interface configuration must be configured on the spoke A router to enable a dynamic DMVPN tunnel with the spoke B router?

```
A. interface Tunnel0
description mGRE – DMVPN Tunnel
ip address 10.0.0.11 255.255.255.0
ip nhrp map multicast dynamic
ip nhrp network-id 1
tunnel source 10.0.0.1
tunnel destination FastEthernet 0/0
tunnel mode gre multipoint

B. interface Tunnel0
ip address 10.0.0.11 255.255.255.0
ip nhrp network-id 1
tunnel source FastEthernet 0/0
tunnel mode gre multipoint
ip nhrp nhs 10.0.0.1
ip nhrp map 10.0.0.1 172.17.0.1
```

```
interface Tunnel0
ip address 10.1.0.11 255.255.255.0
ip nhrp network-id 1
tunnel source 1.1.1.10
ip nhrp map 10.0.0.11 172.17.0.2
tunnel mode gre
```

```
interface Tunnel0
ip address 10.0.0.11 255.255.255.0
ip nhrp map multicast static
ip nhrp network-id 1
tunnel source 10.0.0.1
tunnel mode gre multipoint
```

- A. Option C
- B. Option A
- C. Option D
- D. Option B

Answer: D ([LEAVE A REPLY](#))

NEW QUESTION: 45

Refer to the exhibit.

```

Router# show ip route

 2.0.0.0/24 is subnetted, 1 subnets
C    2.2.2.0 is directly connected, Ethernet0/0
C    3.0.0.0/8 is directly connected, Serial1/0
O E2 200.1.1.0/24 [110/20] via 2.2.2.2, 00:16:17, Ethernet0/0
O E1 200.2.2.0/24 [110/104] via 2.2.2.2, 00:00:41, Ethernet0/0
 131.108.0.0/24 is subnetted, 2 subnets
O    131.108.2.0 [110/74] via 2.2.2.2, 00:16:17, Ethernet0/0
O IA 131.108.1.0 [110/84] via 2.2.2.2, 00:16:17, Ethernet0/0

Router# show ip bgp

Network        Next Hop        Metric LocPrf Weight Path
*> 2.2.2.0/24   0.0.0.0         0      32768 ?
*> 131.108.1.0/24 2.2.2.2         84     32768 ?
*> 131.108.2.0/24 2.2.2.2         74     32768 ?

```

The OSPF routing protocol is redistributed into the BGP routing protocol, but not all the OSPF routes are distributed into BGP. Which action resolves the issue?

- A. Include the word external in the redistribute command
- B. Use a route-map command to redistribute OSPF external routes defined in an access list
- C. Include the word internal external in the redistribute command
- D. Use a route-map command to redistribute OSPF external routes defined in a prefix list.

Answer: C (LEAVE A REPLY)

If you configure the redistribution of OSPF into BGP without keywords, only OSPF intra-area and inter-area routes are redistributed into BGP, by default. You can use the internal keyword along with the redistribute command under router bgp to redistribute OSPF intra- and inter-area routes.

Use the external keyword along with the redistribute command under router bgp to redistribute OSPF external routes into BGP.

-> In order to redistribute all OSPF routes into BGP, we must use both internal and external keywords. The full command would be (suppose we are using OSPF 1):

```
redistribute ospf 1 match internal external
```

Note: The configuration shows match internal external 1 external 2. This is normal because OSPF automatically appends "external 1 external 2" in the configuration. In other words, keyword external = external 1 external 2. External 1 = O E1 and External 2 = O E2.

Reference:

<https://www.cisco.com/c/en/us/support/docs/ip/border-gateway-protocol-bgp/5242-bgp-ospf-redistribution.html>

NEW QUESTION: 46

Which Cisco VPN technology can use multipoint tunnel, resulting in a single GRE tunnel interface on the hub, to support multiple connections from multiple spoke devices?

- A. GETVPN
- B. Cisco Easy VPN
- C. FlexVPN

D. DMVPN

Answer: D ([LEAVE A REPLY](#))

Valid 300-410 Dumps shared by PrepPdf.com for Helping Passing 300-410 Exam! PrepPdf.com now offer the newest 300-410 exam dumps, the PrepPdf.com 300-410 exam questions have been updated and answers have been corrected get the newest PrepPdf.com 300-410 dumps with Test Engine here: <https://www.preppdf.com/Cisco/300-410-prepaway-exam-dumps.html> (602 Q&As Dumps, 40%OFF Special Discount: **Exam-Tests**)

NEW QUESTION: 47

Refer to the exhibit.

```
MASS-RTR#show running-config
!
hostname MASS-RTR
!
aaa new-model
!
aaa authentication login default local
aaa authorization exec default local
aaa authorization commands 15 default local
!
username admin privilege 15 password 7 0236244818115F3348
username cisco privilege 15 password 7 0607072C494A5B
archive
 log config
  logging enable
  logging size 1000
!
interface GigabitEthernet0/0
 ip address dhcp
 duplex auto
 speed auto
!
line vty 0 4
!
```

```
MASS-RTR#show archive log config all
idx  sess      user@line  Logged command
  1    1          console@console | interface GigabitEthernet0/0
  2    1          console@console | no shutdown
  3    1          console@console | ip address dhcp
  4    2          admin@vty0   | username cisco privilege 15 password cisco
  5    2          admin@vty0   | !config: USER TABLE MODIFIED
```

A client is concerned that passwords are visible when running this show archive log config all.

Which router configuration is needed to resolve this issue?

- A. MASS-RTR(config-archive-log-cfg)#password encryption aes
- B. MASS-RTR(config)#aaa authentication arap
- C. MASS-RTR(config)#service password-encryption
- D. MASS-RTR(config-archive-log-cfg)#hidekeys

Answer: D ([LEAVE A REPLY](#))

Step 7	hidekeys	(Optional) Suppresses the display of password information in configuration log files.
Example:	Device (config-archive-log-cfg) # hidekeys	Note Enabling the hidekeys command increases security by preventing password information from being displayed in configuration log files.

NEW QUESTION: 48

Which two methods use IPsec to provide secure connectivity from the branch office to the headquarters office? (Choose two.)

- A. PPPoE
- B. MPLS VPN
- C. DMVPN
- D. Virtual Tunnel Interface (VTI)
- E. SSL VPN

Answer: ([SHOW ANSWER](#))

NEW QUESTION: 49

Refer to the exhibit.

```
R1#show ip ssh
SSH Disabled – version 1.99
%Please create RSA keys to enable SSH (and of atleast 768 bits for SSH v2).
Authentication timeout: 120 secs; Authentication retries: 3
Minimum expected Diffie Hellman key size: 1024 bits
IOS Keys in SECSH format (ssh-rsa, base64 encoded) : NONE
R1#
```

An engineer is trying to connect to a device with SSH but cannot connect. The engineer connects by using the console and finds the displayed output when troubleshooting. Which command must be used in configuration mode to enable SSH on the device?

- A. ip ssh version 2
- B. crypto key generate rsa
- C. no ip ssh disable
- D. ip ssh enable

Answer: **B** ([LEAVE A REPLY](#))

NEW QUESTION: 50

Which component of MPLS VPNs is used to extend the IP address so that an engineer is able to identify to which VPN it belongs?

- A. VPNv4 address family
- B. RD
- C. RT
- D. LDP

Answer: ([SHOW ANSWER](#))

- Specify the correct **route distinguisher** used for that VPN. This is used to extend the IP address so that **you can identify which VPN it belongs to.**

```
rd <VPN route distinguisher>
```

NEW QUESTION: 51

Refer to the exhibit.

```
R1#show running-config | include aaa
aaa new-model
aaa authentication login default group tacacs+ local
aaa authentication login Console local
R1#show running-config | section line
line con 0
  logging synchronous
R1#
```

An engineer is trying to configure local authentication on the console line, but the device is trying to authenticate using TACACS+. Which action produces the desired configuration?

- A. Add the `aaa authentication login default none` command to the global configuration.
- B. Replace the capital "C" with a lowercase "c" in the `aaa authentication login Console local` command.
- C. Add the `aaa authentication login default group tacacs+ local-case` command to the global configuration.
- D. Add the `login authentication Console` command to the line configuration

Answer: D (LEAVE A REPLY)

Reference:

<https://community.cisco.com/t5/switching/how-to-define-login-local-for-console-0/td-p/2949493>

NEW QUESTION: 52

Which configuration adds an IPv4 interface to an OSPFv3 process in OSPFv3 address family configuration?

- A. `Router ospfv3 1 address-family ipv4 unicast`
- B. `Router ospf3 1 address-family ipv4`
- C. `Router(config-router)#ospfv3 1 ipv4 area 0`
- D. `Router(config-if)#ospfv3 1 ipv4 area 0`

Answer: D (LEAVE A REPLY)

NEW QUESTION: 53

Refer to Exhibit.

```

router ospf 10
  router-id 192.168.1.1
  log-adjacency-changes
  redistribute bgp 1 subnets route-map BGP-TO-OSPF
!
route-map BGP-TO-OSPF deny 10
  match ip address 50
route-map BGP-TO-OSPF permit 20
!
access-list 50 permit 172.16.1.0 0.0.0.255

```

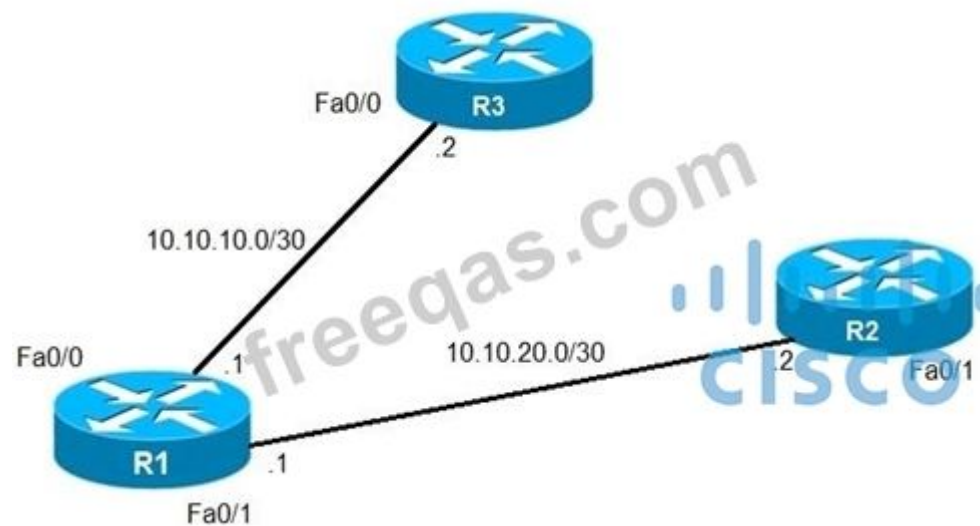
Which statement about redistribution from BGP into OSPF process 10 is true?

- A. Network 172.16.1.0/24 is redistributed with administrative distance of 1.
- B. Network 172.16.1.0/24 is not redistributed into OSPF.
- C. Network 10.10.10.0/24 is redistributed with administrative distance of 20.
- D. Network 10.10.10.0/24 is not redistributed into OSPF

Answer: B (LEAVE A REPLY)

NEW QUESTION: 54

Refer to the exhibit.



An IP SLA was configured on router R1 that allows the default route to be modified in the event that Fa0/0 loses reachability with the router R3 Fa0/0 interface. The route has changed to flow through router R2. Which debug command is used to troubleshoot this issue?

- A. debug ip flow
- B. debug ip sla error
- C. debug ip routing
- D. debug ip packet

Answer: C (LEAVE A REPLY)

debug ip routing This command enables debugging messages related to the routing table.

NEW QUESTION: 55

What are two characteristics of VRF instance? (Choose two.)

- A. All VRFs share customers routing and CEF tables .
- B. An interface must be associated to one VRF.
- C. Each VRF has a different set of routing and CEF tables
- D. It is defined by the VPN membership of a customer site attached to a P device.
- E. A customer site can be associated to different VRFs

Answer: B,C (LEAVE A REPLY)

Reference:

https://www.cisco.com/c/en/us/td/docs/ios-xml/ios/mp_l3_vpns/configuration/15-s/mp-l3-vpns-15-s-book/mp-bgp-mpls-vpn.pdf

NEW QUESTION: 56

Refer the exhibit.

```
R3#show policy-map control-plane
Control Plane

Service-policy output: R3_CoPP

Class-map: mgmt (match-all)
 381 packets, 73858 bytes
 5 minute offered rate 0 bps, drop rate 0 bps
 Match: access-group 120
 police:
  cir 8000 bps, bc 1500 bytes, be 1500 bytes
  conformed 8 packets, 1506 bytes; actions:
  transmit
  exceeded 353 packets, 72352 bytes; actions:
  drop
  violated 0 packets, 0 bytes; actions:
  drop
  conformed 0 bps, exceed 0 bps, violate 0 bps

Class-map: class-default (match-any)
 124 packets, 10635 bytes
 5 minute offered rate 0 bps, drop rate 0 bps
 Match: any
R3#show access-lists 120
Extended IP access list 120
 10 permit udp any any eq snmptrap (361 matches)
```

Which action resolves intermittent connectivity observed with the SNMP trap packets?

- A. Decrease the committed burst Size of the mgmt class map
- B. Add a new class map to match TCP traffic
- C. Increase the CIR of the mgmt class map

D. Add one new entry in the ACL 120 to permit the UDP port 161

Answer: ([SHOW ANSWER](#))

NEW QUESTION: 57

What are two functions of MPLS Layer 3 VPNs? (Choose two.)

- A. LDP and BGP can be used for Pseudowire signaling.
- B. It is used for transparent point-to-multipoint connectivity between Ethernet links/sites.
- C. BGP is used for signaling customer VPNv4 routes between PE nodes.
- D. A packet with node segment ID is forwarded along with shortest path to destination.
- E. Customer traffic is encapsulated in a VPN label when it is forwarded in MPLS network.

Answer: C,E ([LEAVE A REPLY](#))

MPLS Layer-3 VPNs provide IP connectivity among CE sites * MPLS VPNs enable full-mesh, hub-and-spoke, and hybrid IP connectivity * CE sites connect to the MPLS network via IP peering across PE-CE links * MPLS Layer-3 VPNs are implemented via VRFs on PE edge nodes * VRFs providing customer routing and forwarding segmentation * BGP used for signaling customer VPN (VPNv4) routes between PE nodes * To ensure traffic separation, customer traffic is encapsulated in an additional VPN label when forwarded in MPLS network * Key applications are layer-3 business VPN services, enterprise network segmentation, and segmented layer-3 Data Center access

NEW QUESTION: 58

Refer to the exhibit.

```
R1#show policy-map control-plane
Control Plane
  Service-policy input: CoPP-BGP
  Class-map: BGP (match all)
    2716 packets, 172071 bytes
    5 minute offered rate 0000 bps, drop rate 0000 bps
    Match: access-group name BGP
    drop

  Class-map: class-default (match-any)
    5212 packets, 655966 bytes
    5 minute offered rate 0000 bps, drop rate 0000 bps
    Match: any
```

What is the result of applying this configuration?

- A. The router can form BGP neighborships with any other device.
- B. The router cannot form BGP neighborships with any other device.
- C. The router cannot form BGP neighborships with any device that is matched by the access list named "BGP".

D. The router can form BGP neighborships with any device that is matched by the access list named "BGP".

Answer: ([SHOW ANSWER](#))

after bgp session are UP.I configured the CoPP to drop 10.3.3.3 bgp traffic (R3).

R3 bgp traffic that matched the ACL 100 is dropped and the state is in IDLE

```
-----
access-list 100 permit tcp host 10.3.3.3 any eq bgp
access-list 100 permit tcp host 10.3.3.3 eq bgp any
!
class-map match-all class-bgp
match access-group 100
!
policy-map policy-bgp
class class-bgp
drop
!
control-plane
service-policy input policy-bgp
!
The 10.3.3.3 neighbor goes to IDLE
```

NEW QUESTION: 59

Refer to the exhibit. A network administrator configured an IPv6 access list to allow TCP return traffic only, but it is not working as expected. Which changes resolve this issue?

A. ipv6 access-list inbound
permit tcp any any established
deny ipv6 any any log
!

interface gi0/0
ipv6 traffic-filter inbound out

B. ipv6 access-list inbound
permit tcp any any syn
deny ipv6 any any log
!

interface gi0/0
ipv6 traffic-filter inbound out

C. ipv6 access-list inbound
permit tcp any any syn
deny ipv6 any any log
!

interface gi0/0
ipv6 traffic-filter inbound in

```

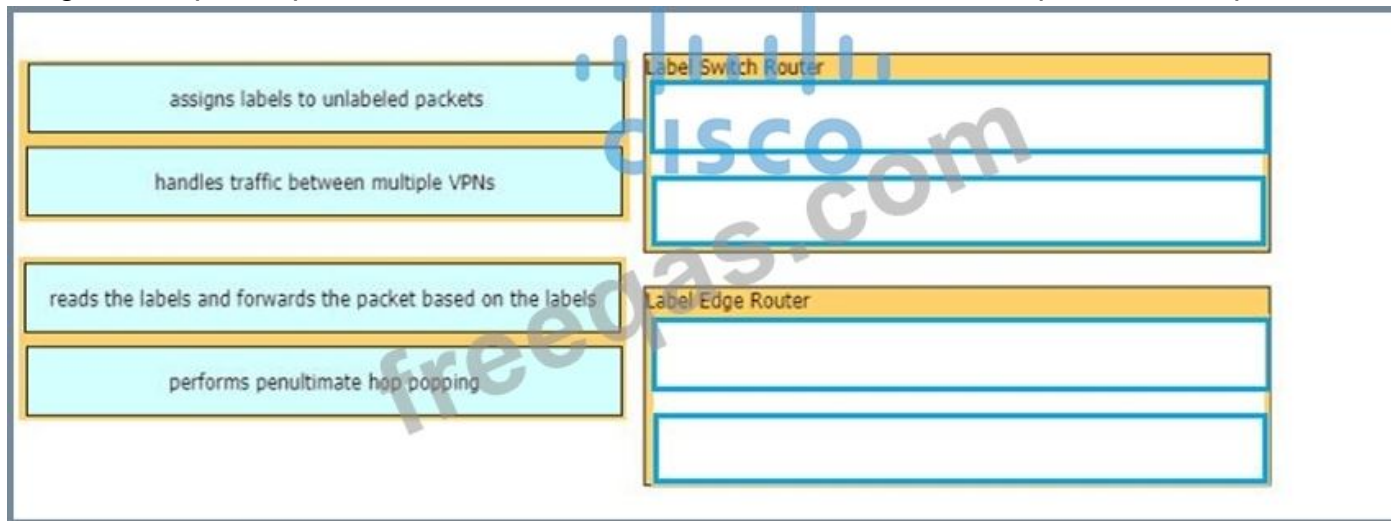
D. ipv6 access-list inbound
permit tcp any any established
deny ipv6 any any log
!
interface gi0/0
ipv6 traffic-filter inbound in

```

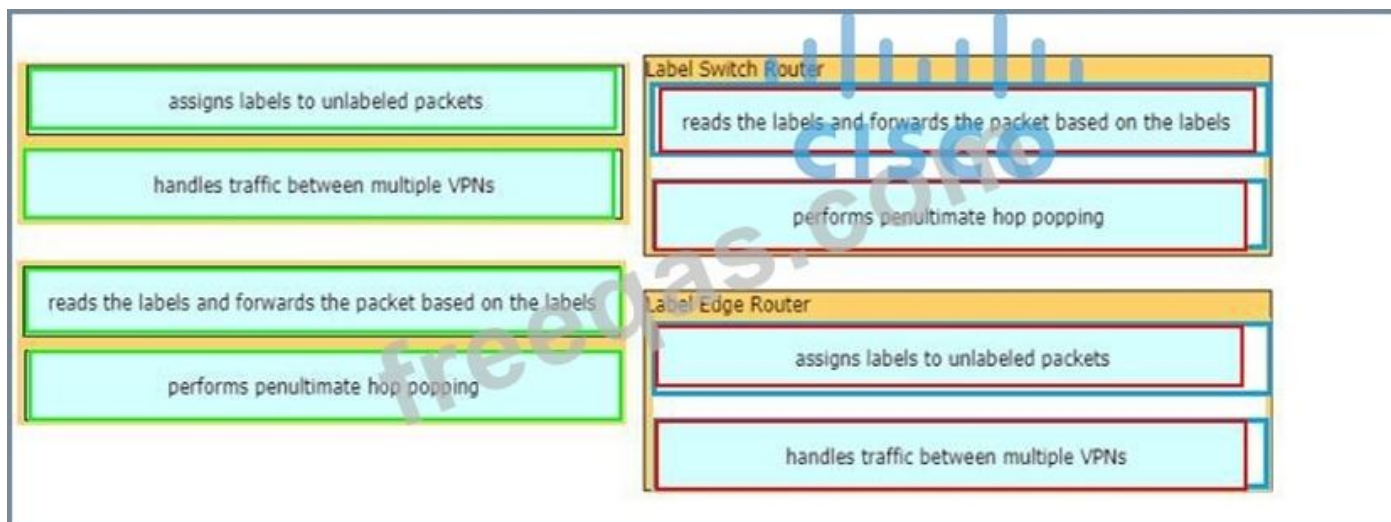
Answer: D (LEAVE A REPLY)

NEW QUESTION: 60

Drag and drop the operations from the left onto the locations where the operations are performed on the right.



Answer:



NEW QUESTION: 61

Which Ipv6 first-hop security feature helps to minimize denial of service attacks?

- A. IPv6 Router Advertisement Guard
- B. IPv6 Destination Guard
- C. DHCPv6 Guard
- D. IPv6 MAC address filtering

Answer: B (LEAVE A REPLY)

The Destination Guard feature helps in minimizing denial-of-service (DoS) attacks. It performs address resolutions only for those addresses that are active on the link, and requires the FHS binding table to be populated with the help of the IPv6 snooping feature. The feature enables the filtering of IPv6 traffic based on the destination address, and blocks the NDP resolution for destination addresses that are not found in the binding table. By default, the policy drops traffic coming for an unknown destination.

Valid 300-410 Dumps shared by PrepPdf.com for Helping Passing 300-410 Exam! PrepPdf.com now offer the **newest 300-410 exam dumps**, the PrepPdf.com 300-410 exam **questions have been updated** and **answers have been corrected** get the **newest** PrepPdf.com 300-410 dumps with Test Engine here: <https://www.preppdf.com/Cisco/300-410-prepaway-exam-dumps.html> (602 Q&As Dumps, **40%OFF Special Discount: Exam-Tests**)

NEW QUESTION: 62

Which SNMP verification command shows the encryption and authentication protocols that are used in SNMPV3?

- A. show snmp user
- B. show snmp
- C. show snmp view
- D. show snmp group

Answer: A (LEAVE A REPLY)

NEW QUESTION: 63

Refer to the exhibit.

```
R200#show ip bgp summary
BGP router identifier 10.1.1.1, local AS number 65000
BGP table version is 26, main routing table version 26
1 network entries using 132 bytes of memory
1 path entries using 52 bytes of memory
2/1 BGP path/bestpath attribute entries using 296 bytes of memory
0 BGP route-map cache entries using 0 bytes of memory
0 BGP filter-list cache entries using 0 bytes of memory
Bitfield cache entries: current 1 (at peak 2) using 28 bytes of memory
BGP using 508 total bytes of memory
BGP activity 24/23 prefixes, 24/23 paths, scan interval 60 secs
Neighbor      V    AS MsgRcvd MsgSent   TbVer  InQ  OutQ  Up/Down  State/PfxRcd
192.0.2.2     4  65100 20335    20329    0  0    0 00:02:04 Idle (PfxCt)
R200#
```

In which circumstance does the BGP neighbor remain in the idle condition?

- A. if prefixes are not received from the BGP peer
- B. if prefixes reach the maximum limit
- C. if a prefix list is applied on the inbound direction
- D. if prefixes exceed the maximum limit

Answer: (SHOW ANSWER)

<https://www.cisco.com/c/en/us/support/docs/ip/border-gateway-protocol-bgp/25160-bgp-maximum-prefix.html#b>

NEW QUESTION: 64

Refer to the exhibit.



The Math and Science departments connect through the corporate IT router but users in the Math department must not be able to reach the Science department and vice versa Which configuration accomplishes this task?

A. vrf definition Science

```
address-family ipv4
```

```
!
```

```
interface E 0/2
```

```
vrf forwarding Science
```

```
ip address 192.168.1.1 255.255.255.0
```

```
no shut
```

```
!
```

```
interface E 0/3
```

```
vrf forwarding Science
```

```
ip address 192.168.2.1
```

B. vrf definition Science

```
address-family ipv4
```

```
!
```

```
interface E 0/2
```

```
ip address 192.168.1.1 255.255.255.0
```

```
no shut
```

```
!
```

```
interface E 0/3
```

```
ip address 192.168.2.1 255.255.255.0
```

```
no shut
```

C. vrf definition Science

```
!
```

```
interface E 0/2
```

```
ip address 192.168.1.1 255.255.255.0
```

```
no shut
!
interface E 0/3
ip address 192.168.2.1 255.255.255.0
no shut
D. vrf definition Science
address-family ipv4
!
interface E 0/2
ip address 192.168.1.1 255.255.255.0
vrf forwarding Science
no shut
!
interface E 0/3
ip address 192.168.2.1 255.255.255.0
vrf forwarding Science
no shut
```

Answer: A ([LEAVE A REPLY](#))

NEW QUESTION: 65

Refer to the exhibit.

```
NY
router ospf 1
 network 192.168.12.0 0.0.0.255 area 0
 network 172.16.2.0 0.0.0.255 area 0
!
interface E 0/0
 ip ospf authentication message-digest
 ip ospf message-digest-key 1 md5 Cisco123
```

The neighbor relationship is not coming up Which two configurations bring the adjacency up? (Choose two)

A. NY

```
router ospf 1
area 0 authentication message-digest
```

B. LA

```
interface E 0/0
ip ospf message-digest-key 1 md5 Cisco123
```

C. NY

```
interface E 0/0
```

```
no ip ospf message-digest-key 1 md5 Cisco123
ip ospf authentication-key Cisco123
```

D. LA

```
interface E 0/0
```

```
ip ospf authentication-key Cisco123
```

E. LA

```
router ospf 1
```

```
area 0 authentication message-digest
```

Answer: B,E (LEAVE A REPLY)

The configuration on NY router is good for OSPF authentication. So we must enable OSPF authentication on LA router with the following commands:

```
router ospf 1
```

```
area 0 authentication message-digest
```

```
interface E0/0
```

```
ip ospf message-digest-key 1 md5 Cisco123
```

NEW QUESTION: 66

Which two statements about redistributing EIGRP into OSPF are true? (Choose two)

A. The redistributed EIGRP routes appear as type 5 LSAs in the OSPF database

B. The redistributed EIGRP routes appear as OSPF external type 2 routes in the routing table

C. The redistributed EIGRP routes appear as type 3 LSAs in the OSPF database

D. The redistributed EIGRP routes appear as OSPF external type 1

E. The administrative distance of the redistributed routes is 170

F. The redistributed EIGRP routes as placed into an OSPF area whose area ID matches the EIGRP autonomous system number

Answer: A,B (LEAVE A REPLY)

NEW QUESTION: 67

Refer to the exhibit.

```
snmp-server community ciscotest1
snmp-server host 192.168.1.128 ciscotest
snmp-sever enable traps bgp
```

Network operations cannot read or write any configuration on the device with this configuration from the operations subnet. Which two configurations fix the issue? (Choose two.)

A. Modify access list 1 and allow operations subnet in the access list.

B. Configure SNMP rw permission in addition to community ciscotest.

C. Configure SNMP rw permission in addition to version 1.


D. Configure SNMP rw permission in addition to community ciscotest 1.

E. Modify access list 1 and allow SNMP in the access list.

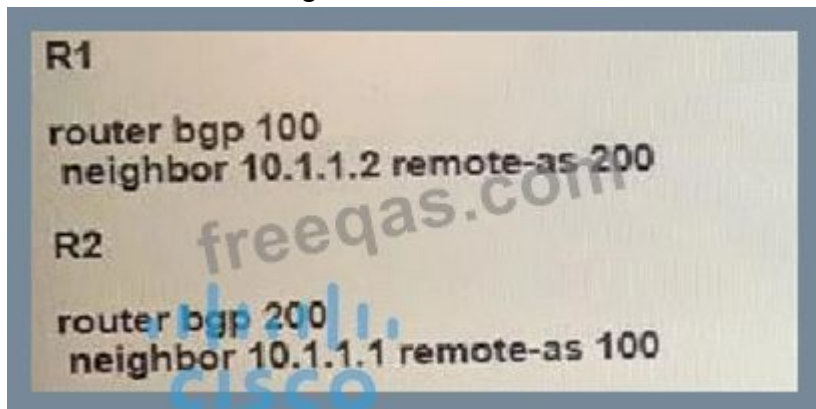
Answer: A,D (LEAVE A REPLY)

NEW QUESTION: 68

Refer to the exhibit.



The R1 and R2 configurations are:



The neighbor is not coming up. Which two sets of configurations bring the neighbors up? (Choose two.)

A. R2

```
ip route 10.1.1.1 255.255.255.255 192.168.1.1
```

!

```
router bgp 200
```

```
neighbor 10.1.1.1 ttl-security hops 1
```

```
neighbor 10.1.1.1 update-source loopback 0
```

B. R2

```
ip route 10.1.1.1 255.255.255.255 192.168.1.1
```

!

```
router bgp 200
```

```
neighbor 10.1.1.1 disable-connected-check
```

```
neighbor 10.1.1.1 update-source loopback 0
```

C. R2

```
ip route 10.1.1.2 255.255.255.255 192.168.1.2
```

!

```
router bgp 100 neighbor 10.1.1.2 ttl-security hops 1
```

```
neighbor 10.1.1.2 update-source loopback 0
```

D. R1

```
ip route 10.1.1.2 255.255.255.255 192.168.1.2
```

!

```
router bgp 100
neighbor 10.1.1.1 ttl-security hops 1
neighbor 10.1.1.2 update-source loopback 0
E. R1
ip route 10.1.1.2 255.255.255.255 192.168.1.2
!
router bgp 100
neighbor 10.1.1.2 disable-connected-check
neighbor 10.1.1.2 update-source Loopback0
```

Answer: B,E (LEAVE A REPLY)

The `neighbor disable-connected-check` command is used to disable the connection verification process for eBGP peering sessions that are reachable by a single hop but are configured on a loopback interface or otherwise configured with a non-directly connected IP address.

NEW QUESTION: 69

An engineer must configure a Cisco router to initiate secure connections from the router to other devices in the network but kept failing. Which two actions resolve the issue? (Choose two.)

- A. Configure a source port for the SSH connection to initiate
- B. Configure a TACACS+ server and enable it
- C. Configure transport input ssh command on the console
- D. Configure a domain name
- E. Configure a crypto key to be generated

Answer: D,E (LEAVE A REPLY)

Follow these guidelines when configuring the switch as an SSH server or SSH client:

+ An RSA key pair generated by a SSHv1 server can be used by an SSHv2 server, and the reverse.+ If the SSH server is running on a stack master and the stack master fails, the new stack master uses the RSA key pair generated by the previous stack master

+ If you get CLI error messages after entering the `crypto key generate rsa global` configuration command, an RSA key pair has not been generated.

Reconfigure the hostname and domain, and then enter the `crypto key generate rsa` command.+ When generating the RSA key pair, the message No host name specified might appear. If it does, you must configure a hostname by using the `hostname global` configuration command.+ When generating the RSA key pair, the message No domain specified might appear. If it does, you must configure an IP domain name by using the `ip domain-name global` configuration command.

+ When configuring the local authentication and authorization authentication method, make sure that AAA is disabled on the console.

NEW QUESTION: 70

What does IPv6 Source Guard utilize to determine if IPv6 source addresses should be forwarded?

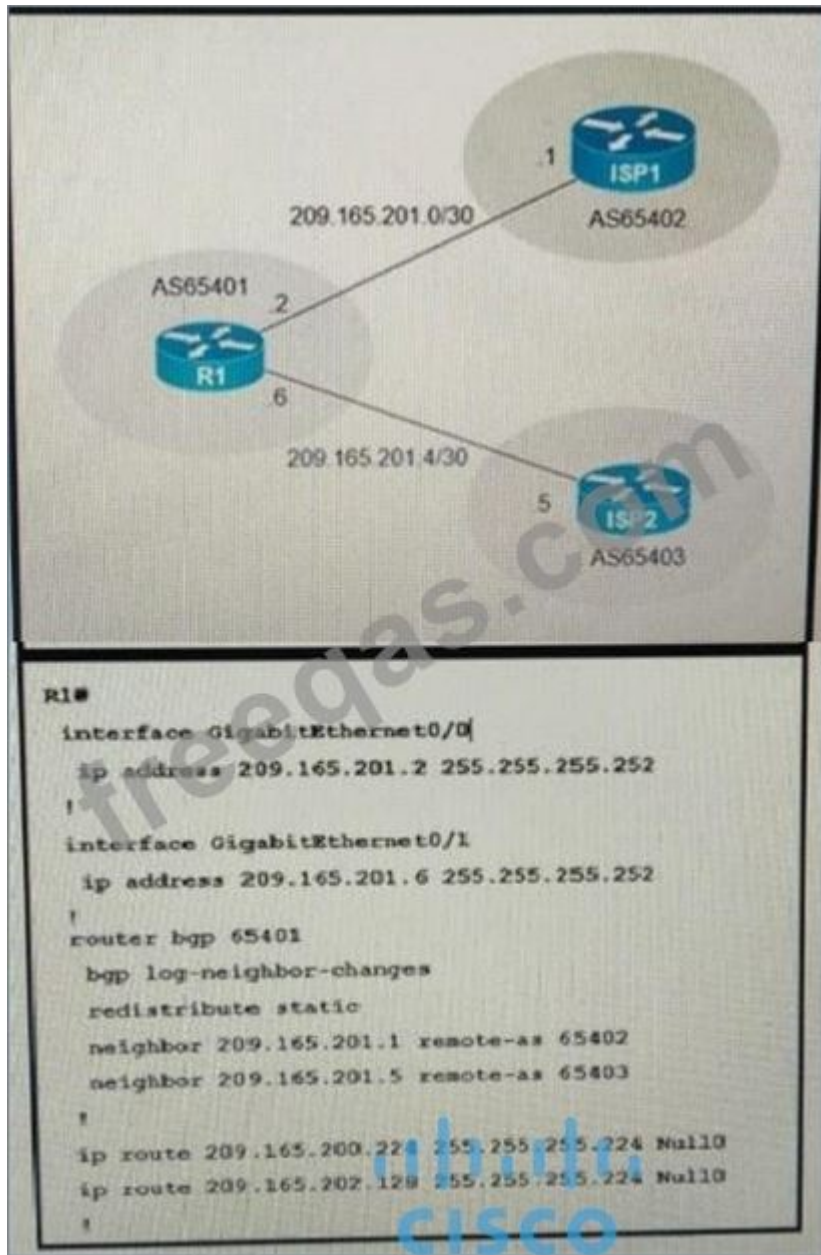
- A. ACE
- B. ACLS
- C. DHCP
- D. Binding Table

Answer: D (LEAVE A REPLY)

IPv6 source guard is an interface feature between the populated binding table and data traffic filtering. This feature enables the device to deny traffic when it is originated from an address that is not stored in the binding table. IPv6 source guard does not inspect ND or DHCP packets; rather, it works

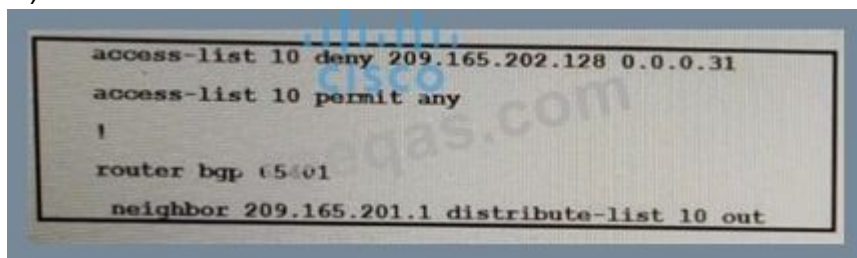
NEW QUESTION: 71

Refer to the exhibit.



A company with autonomous system number AS65401 has obtained IP address block 209.165.200.224/27 from ARIN. The company needed more IP addresses and was assigned block 209.165.202.128/27 from ISP2. An engineer at ISP1 reports they are receiving ISP2 routes from AS65401. Which configuration on R1 resolves the issue?

A)



B)

```
access-list 10 deny 209.165.202.128 0.0.0.31
access-list 10 permit any
!
router bgp 65401
neighbor 209.165.201.1 distribute-list 10 in
```

C)

```
ip route 209.165.200.224 255.255.255.224 209.165.201.1
ip route 209.165.202.128 255.255.255.224 209.165.201.5
```

D)

```
ip route 0.0.0.0 0.0.0.0 209.165.201.1
ip route 0.0.0.0 0.0.0.0 100 209.165.201.5
```

- A. Option A
- B. Option B
- C. Option C
- D. Option D

Answer: A (LEAVE A REPLY)

<https://www.cisco.com/c/en/us/support/docs/ip/border-gateway-protocol-bgp/23675-27.html>

NEW QUESTION: 72

Refer to Exhibit.

```

Jan 9 15:29:29.713: DHCP_SNOOPING: process new DHCP packet, message type: DHCPINFORM, input interface:
Po2, MAC da: ffff.ffff.ffff, DHCP yiaddr: 0.0.0.0, DHCP siaddr: 0.0.0.0, DHCP giaddr: 0.0.0.0
Jan 9 15:29:29.713: DHCP_SNOOPING_SW: bridge packet get invalid mat entry: FFFF.FFFF.FFFF, packet is
flooded to ingress VLAN: (1)
Jan 9 15:29:29.722: DHCP_SNOOPING_SW: bridge packet send packet to cpu port: Vlan1.
Jan 9 15:29:31.509: DHCP_SNOOP(hlfn_set_if_input): Setting if_input to Po2 for pak. Was V11
Jan 9 15:29:31.509: DHCP_SNOOP(hlfn_set_if_input): Setting if_input to V11 for pak. Was Po2
Jan 9 15:29:31.509: DHCP_SNOOP(hlfn_set_if_input): Setting if_input to Po2 for pak. Was V11Jan 9
15:29:31.517: DHCP_SNOOPING: received new DHCP packet from input interface (Port-channel2)

```

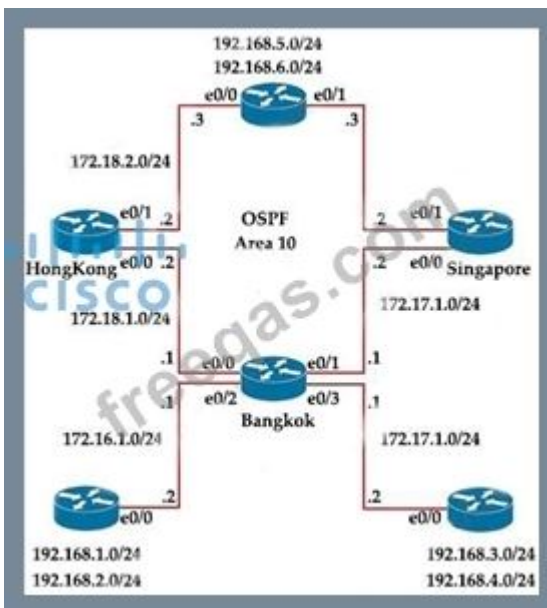
A network administrator enables DHCP snooping on the Cisco Catalyst 3750-X switch and configures the uplink port (Port-channel2) as a trusted port. Clients are not receiving an IP address, but when DHCP snooping is disabled, clients start receiving IP addresses. Which global command resolves the issue?

- A. ip dhcp snooping trust
- B. ip dhcp relay information trust portchannel2
- C. No ip dhcp snooping information option
- D. ip dhcp snooping

Answer: C (LEAVE A REPLY)

NEW QUESTION: 73

Exhibit:



Bangkok is using ECMP to reach to the 192.168.5.0/24 network. The administrator must configure Bangkok in such a way that Telnet traffic from 192.168.3.0/24 and 192.168.4.0/24 networks uses the HongKong router as the preferred router. Which set of configurations accomplishes this task?

A. access-list 101 permit tcp 192.168.3.0 0.0.0.255 192.168.5.0 0.0.0.255 access-list 101 permit tcp 192.168.4.0 0.0.0.255 192.168.5.0 0.0.0.255

!

route-map PBR1 permit 10

match ip address 101

set ip next-hop 172.18.1.2

interface Ethernet0/3

ip policy route-map PBR1

B. access-list 101 permit tcp 192.168.3.0 0.0.0.255 192.168.5.0 0.0.0.255 eq 23 access-list 101 permit tcp 192.168.4.0 0.0.0.255 192.168.5.0 0.0.0.255 eq 23

!

```
route-map PBR1 permit 10
match ip address 101
set ip next-hop 172.18.1.2
interface Ethernet0/1
ip policy route-map PBR1
```

```
C. access-list 101 permit tcp 192.168.3.0 0.0.0.255 192.168.5.0 0.0.0.255 eq 23 access-list 101 permit tcp 192.168.4.0 0.0.0.255 192.168.5.0 0.0.0.255 eq 23
!
```

```
route-map PBR1 permit 10
match ip address 101
set ip next-hop 172.18.1.2
!
```

```
interface Ethernet0/3
ip policy route-map PBR1
```

```
D. access-list 101 permit tcp 192.168.3.0 0.0.0.255 192.168.5.0 0.0.0.255 access-list 101 permit tcp 192.168.4.0 0.0.0.255 192.168.5.0 0.0.0.255
!
```

```
route-map PBR1 permit 10
match ip address 101
set ip next-hop 172.18.1.2
!
```

```
interface Ethernet0/1
ip policy route-map PBR1
```

Answer: C (LEAVE A REPLY)

We need to use Policy Based Routing (PBR) here on Bangkok router to match the traffic from 192.168.3.0/24 & 192.168.4.0/24 and "set ip next-hop" to HongKong router(172.18.1.2 in this case).

Note: Please notice that we have to apply the PBR on incoming interface e0/3 to receive traffic from 192.168.3.0/24 and 192.168.4.0/24.

NEW QUESTION: 74

Refer to the exhibit.



The network administrator must mutually redistribute routes at the Chicago router to the LA and NewYork routers. The configuration of the Chicago router is this:

```
router ospf 1
 redistribute eigrp 100
router eigrp 100
 redistribute ospf 1
```

After the configuration, the LA router receives all the NewYork routes, but NewYork router does not receive any LA routes. Which set of configurations fixes the problem on the Chicago router?

A)

```
router ospf 1
 redistribute eigrp 100 metric 20
```

B)

```
router eigrp 100
 redistribute ospf 1 metric 10 10 10 10 10
```

C)

```
router eigrp 100
 redistribute ospf 1 subnets
```

D)

```
router ospf 1
 redistribute eigrp 100 subnets
```

A. Option D

B. Option C

C. Option A

D. Option B

Answer: D ([LEAVE A REPLY](#))

NEW QUESTION: 75

Refer to the exhibit.

```

router ospf 1
 redistribute eigrp 1 subnets route-map EIGRP->OSPF
!
router eigrp 1
 network 10.0.106.0 0.0.0.255
!
route-map EIGRP->OSPF permit 10
 match ip address WAN_PREFIXES
route-map EIGRP->OSPF permit 20
 match ip address LOCAL_PREFIXES
route-map EIGRP->OSPF permit 30
 match ip address VPN_PREFIXES
!
ip prefix-list LOCAL_PREFIXES seq 5 permit 172.16.0.0/12 le 24
ip prefix-list VPN_PREFIXES seq 5 permit 192.168.0.0/16 le 24
ip prefix-list WAN_PREFIXES seq 5 permit 10.0.0.0/8 le 24
!

```

The network administrator configured redistribution on an ASBR to reach to all WAN networks but failed. Which action resolves the issue?

- A. The route map must have the keyword prefix-list to evaluate the prefix list entries
- B. The OSPF process must have a metric when redistributing prefixes from EIGRP.
- C. The route map EIGRP->OSPF must have the 10.0.106.0/24 entry to exist in one of the three prefix lists to pass
- D. EIGRP must redistribute the 10.0.106.0/24 route instead of using the network statement

Answer: A ([LEAVE A REPLY](#))

In order to use a prefix-list in a route-map, we must use the keyword "prefix-list" in the "match" statement. . For example:

```
match ip address prefix-list WAN_PREFIXES
```

Without this keyword, the router will try to find an access-list with the same name instead.

NEW QUESTION: 76

What statement about route distinguishes in an MPLS network is true?

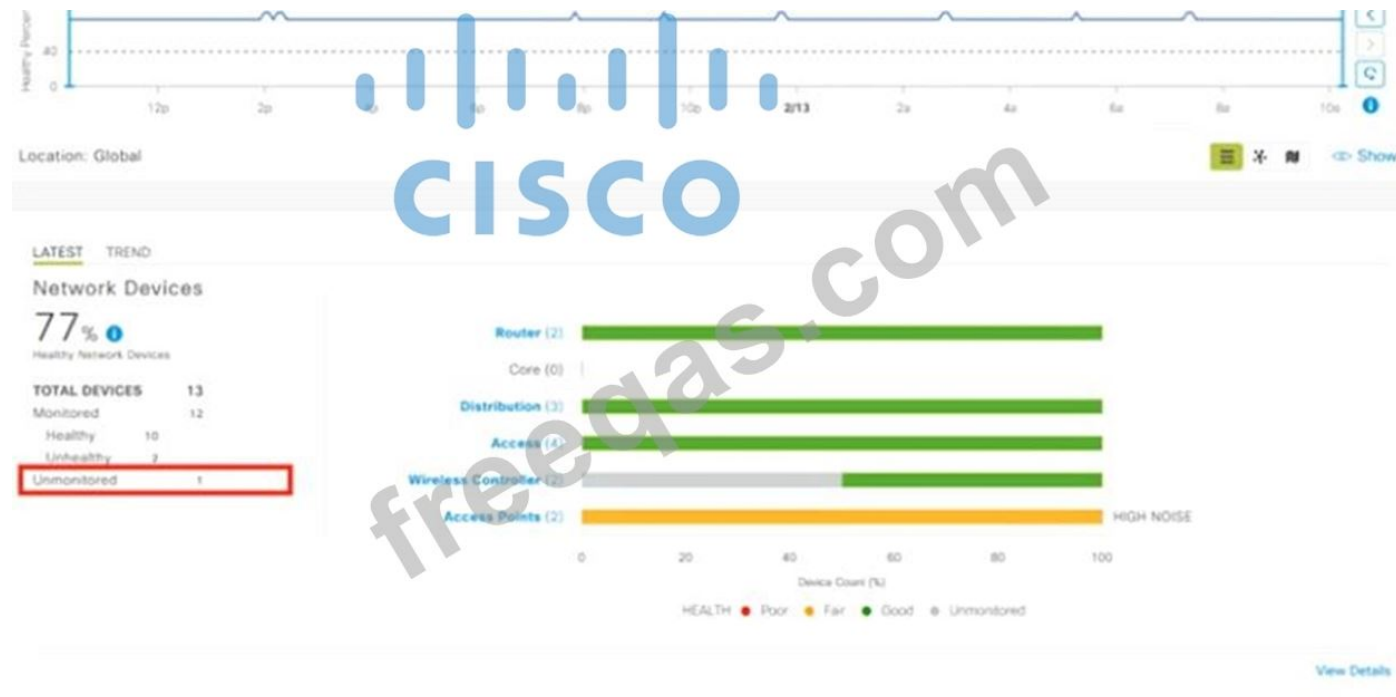
- A. Route distinguishes make a unique VPNv4 address across the MPLS network.
- B. Route distinguishes define which prefixes are imported and exported on the edge router
- C. Route distinguishers allow multiple instances of a routing table to coexist within the edge router.
- D. Route distinguishes are used for label bindings

Answer: A ([LEAVE A REPLY](#))

Valid 300-410 Dumps shared by PrepPdf.com for Helping Passing 300-410 Exam! PrepPdf.com now offer the newest 300-410 exam dumps, the PrepPdf.com 300-410 exam questions have been updated and answers have been corrected get the newest PrepPdf.com 300-410 dumps with Test Engine here: <https://www.preppdf.com/Cisco/300-410-prepaway-exam-dumps.html> (602 Q&As Dumps, 40%OFF Special Discount: Exam-Tests)

NEW QUESTION: 77

Refer to Exhibit.



A network administrator added one router in the Cisco DNA Center and checked its discovery and health from the Network Health Dashboard. The network administrator observed that the router is still showing up as unmonitored. What must be configured on the router to mount it in the Cisco DNA Center?

- A. Configure router with NetFlow data
- B. Configure router with the telemetry data
- C. Configure router with routing to reach Cisco DNA Center
- D. Configure router with SNMPv2c or SNMPv3 traps

Answer: (SHOW ANSWER)

Unmonitored: Unmonitored devices are devices for which Assurance did not receive any telemetry data during the specified time range.

NEW QUESTION: 78

Refer to the exhibit. The DHCP client is unable to receive an IP address from the DHCP server RouterB is configured as follows:

```
Interface fastethernet 0/0
description Client DHCP ID 394482431
ip address 172.31.11.255 255.255.0
!
```

```
ip route 172.16.1.0 255.255.255.0 10.1.1.2
```

Which command is required on the fastethernet 0/0 interface of RouterB to resolve this issue?

- A. RouterB(config-if)#ip helper-address 172.16.1.1
- B. RouterB(config-if)#ip helper-address 172.16.1.2

C. RouterB(config-if)#ip helper-address 255.255.255.255

D. RouterB(config-if)#ip helper-address 172.31.1.1

Answer: B (LEAVE A REPLY)

NEW QUESTION: 79

Refer to the exhibit. The engineer configured and connected Router2 to Router1. The link came up but could not establish a Telnet connection to Router1 IPv6 address of 2001:DB8::1. Which configuration allows Router2 to establish a Telnet connection to Router1?

A. ipv6 unicast-routing

B. permit ICMPv6 on access list INGRESS for Router2 to obtain IPv6 address

C. permit ip any any on access list EGRESS2 on Router1

D. IPv6 address on GigabitEthernet0/0

Answer: D (LEAVE A REPLY)

```
-----R1----- interface Ethernet0/0 ip address 209.165.201.1 255.255.255.0 ip access-group EGRESS2 out ipv6 address 2001:DB8::1/64 end
```

```
-----R2----- interface Ethernet0/0 ip address 209.165.201.25 255.255.255.0 ipv6 address 2001:DB8::2/64 ipv6 address autoconfig ipv6 nd autoconfig default-route ipv6 nd cache expire 60 ipv6 nd ra suppress ipv6 traffic-filter INGRESS in end IOU_Router2#telnet 2001:DB8::1 Trying 2001:DB8::1 ... Open IOU_Router1>
```

NEW QUESTION: 80

An engineer configured a DHCP server for Cisco IP phones to download its configuration from a TFTP server, but the IP phones failed to load the configuration. What must be configured to resolve the issue?

A. BOOTP port 67

B. DHCP option 66

C. BOOTP port 68

D. DHCP option 69

Answer: B (LEAVE A REPLY)

Command	Purpose
<code>dhcpd option 66 ascii server_name</code>	Provides the IP address or name of a TFTP server for option 66.
Example: <code>hostname(config)# dhcpd option 66 ascii exampleserver</code>	

DHCP options 3, 66, and 150 are used to configure Cisco IP Phones. Cisco IP Phones download their configuration from a TFTP server. When a Cisco IP Phone starts, if it does not have both the IP address and TFTP server IP address preconfigured, it sends a request with option 150 or 66 to the DHCP server to obtain this information. + DHCP option 150 provides the IP addresses of a list of TFTP servers. + DHCP option 66 gives the IP address or the hostname of a single TFTP server.

NEW QUESTION: 81

An engineer is trying to copy an IOS file from one router to another router by using TFTP. Which two actions are needed to allow the file to copy? (Choose two.)

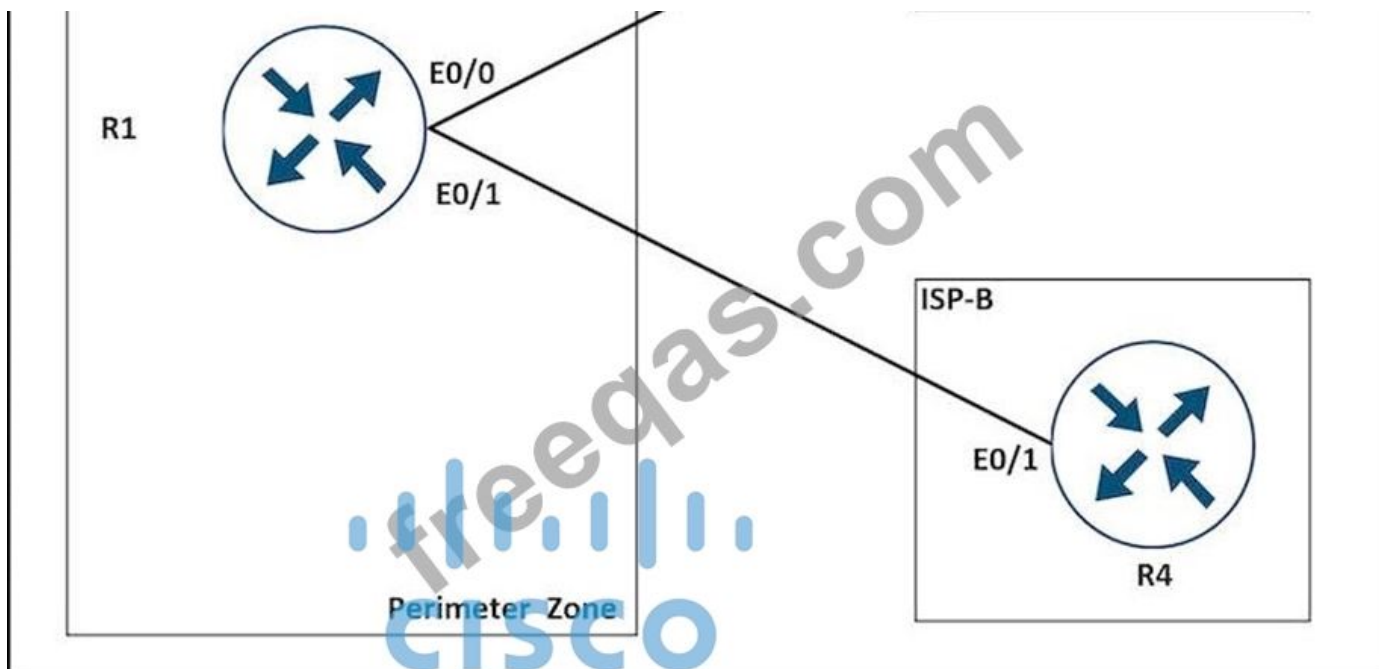
A. Configure the TFTP authentication on the source router with the `tftp-server authentication local` command

- B. Configure a user on the source router with the username tftp password tftp command
- C. TFTP is not supported in recent IOS versions, so an alternative method must be used
- D. Enable the TFTP server on the source router with the tftp-server flash: <filename> command
- E. Copy the file to the destination router with the copy tftp: flash: command

Answer: D,E ([LEAVE A REPLY](#))

NEW QUESTION: 82

Refer to the exhibit.



A network is under a cyberattack. A network engineer connected to R1 by SSH and enabled the terminal monitor via SSH session to find the source and destination of the attack. The session was flooded with messages which made it impossible for the engineer to troubleshoot the issue. Which command resolves this issue on R1?

- A. #terminal no monitor
- B. no terminal monitor
- C. (config)#no terminal monitor
- D. (config)#terminal no monitor

Answer: ([SHOW ANSWER](#))

NEW QUESTION: 83

Which option is the best for protecting CPU utilization on a device?

- A. ICMP unreachable messages
- B. ICMP redirects
- C. fragmentation
- D. COPP

Answer: D ([LEAVE A REPLY](#))

NEW QUESTION: 84

Refer to the following output:

```
Router#show ip nhrp detail
10.1.1.2/8 via 10.2.1.2, Tunnel1 created 00:00:12, expire 01:59:47
Type: dynamic, Flags: authoritative unique nat registered used
NBMA address: 10.12.1.2
```

What does the authoritative flag mean in regards to the NHRP information?

- A. It was obtained directly from the next-hop server.
- B. Data packets are process switches for this mapping entry.
- C. The mapping entry was created in response to an NHRP registration request.
- D. The NHRP mapping entry cannot be overwritten.
- E. NHRP mapping is for networks that are local to this router.

Answer: A ([LEAVE A REPLY](#))

NEW QUESTION: 85

Drag and drop the addresses from the left onto the correct IPv6 filter purposes on the right.

permit ip 2001:d8b:800:200c::/117 2001:0DBB:800:2010::/64 eq 443	Permit NTP from this source 2001:0D8B:0800:200c::1f
permit ip 2001:D88:800:200C::e/126 2001:0DBB:800:2010::/64 eq 514	Permit syslog from this source 2001:0D88:0800:200c::1c
permit ip 2001:d8b:800:200c::800 /117 2001:0DBB:800:2010::/64 eq 80	Permit HTTP from this source 2001:0D8B:0800:200c::0fff
permit ip 2001:D8B:800:200C::c/126 2001:0DBB:800:2010::/64 eq 123	Permit HTTPS from this source 2001:0D8B:0800:200c::07ff

Answer:

permit ip 2001:d8b:800:200c::/117 2001:0DBB:800:2010::/64 eq 443	permit ip 2001:D8B:800:200C::c/126 2001:0DBB:800:2010::/64 eq 123
permit ip 2001:D88:800:200C::e/126 2001:0DBB:800:2010::/64 eq 514	permit ip 2001:D88:800:200C::e/126 2001:0DBB:800:2010::/64 eq 514
permit ip 2001:d8b:800:200c::800 /117 2001:0DBB:800:2010::/64 eq 80	permit ip 2001:d8b:800:200c::800 /117 2001:0DBB:800:2010::/64 eq 80
permit ip 2001:D8B:800:200C::c/126 2001:0DBB:800:2010::/64 eq 123	permit ip 2001:d8b:800:200c::/117 2001:0DBB:800:2010::/64 eq 443

Valid 300-410 Dumps shared by PrepPdf.com for Helping Passing 300-410 Exam! PrepPdf.com now offer the **newest 300-410 exam dumps**, the PrepPdf.com 300-410 exam **questions have been updated** and **answers have been corrected** get the **newest** PrepPdf.com 300-410 dumps with Test Engine here: <https://www.preppdf.com/Cisco/300-410-prepaway-exam-dumps.html> (602 Q&As Dumps, **40%OFF Special Discount: Exam-Tests**)