

Juniper.JN0-104.v2022-02-24.q124

Exam Code:	JN0-104
Exam Name:	Junos, Associate (JNCIA-Junos)
Certification Provider:	Juniper
Free Question Number:	124
Version:	v2022-02-24
# of views:	3391
# of Questions views:	1240
https://www.freeqas.com/qa/Juniper/JN0-104/Juniper.JN0-104.v2022-02-24.q124.html	

NEW QUESTION: 1

Which command will display the detailed Routing Engine status and its temperature?

- A. show chassis routing-engine
- B. show chassis temperatures
- C. show chassis environment
- D. show chassis status

Answer: A ([LEAVE A REPLY](#))

NEW QUESTION: 2

Click the Exhibit button.

Item	Version	Part number	Serial number	Description
Chassis			EBE7ABF9EA61	VSRX
Midplane	REV 08	750-058562	4229D770	VSRX
Pseudo CB 0				
Routing Engine 0		BUILTIN	BUILTIN	VSRX-S
FPC 0	REV 07	611-049549	RL3714040884	FPC
PIC 0		BUILTIN	BUILTIN	VSRX DPDK GE

Referring to the exhibit, which command was issued to generate the output?

- A. show chassis fpc
- B. show chassis hardware
- C. show chassis routing-engine
- D. show chassis environment

Answer: B ([LEAVE A REPLY](#))

NEW QUESTION: 3

Which statement is true about the longer router-filter match type?

- A. All router within the specified prefix that are longer than the given prefix up to a defined acceptable prefix length are considered a match.

- B. All router within the specified prefix that are longer than or equal to the given prefix are considered a match.
- C. All router within the specified prefix that are longer than given prefix are considered a match.
- D. All router within the specified prefix that are longer or equal to the given prefix up to a defined acceptable prefix length are considered a match.

Answer: C ([LEAVE A REPLY](#))

NEW QUESTION: 4

Which of these commands will cause a matching packet to be dropped silently?

- A. set routing-options static route 192.168.1.1/32 drop
- B. set routing-options static route 192.168.1.1/32 passive
- C. set routing-options static route 192.168.1.1/32 discard
- D. set routing-options static route 192.168.1.1/32 reject

Answer: C ([LEAVE A REPLY](#))

NEW QUESTION: 5

The monitor traffic command provides access to which utility?

- A. netstat
- B. telnet
- C. tcpdump
- D. traceroute

Answer: (SHOW ANSWER)

NEW QUESTION: 6

The monitor traffic command closely resembles which UNIX-based utility?

- A. ps -x
- B. ls -a-l
- C. passwd
- D. tcpdump

Answer: D ([LEAVE A REPLY](#))

NEW QUESTION: 7

Which command displays the output shown in the exhibit?

Item	Fan speed	Yellow alarm		Red alarm		Fire Shutdown	
	(degrees C)	(degrees C)		(degrees C)		(degrees C)	
	Normal	High	Normal	Bad fan	Normal	Bad fan	
Chassis default	48	54	65	55	75	65	
100							
Routing Engine 0	55	80	95	95	105	100	
108							

- A. show chassis alarms

- B. show chassis temperature-thresholds
- C. show chassis environment
- D. show chassis hardware

Answer: C ([LEAVE A REPLY](#))

NEW QUESTION: 8

Which of these are requirements for two devices to communicate on an IP network? (Choose two)

- A. end-to-end communications path
- B. hosts should be on the same Layer 3 broadcast domain
- C. hosts should be on the same Layer 2 broadcast domain
- D. routing information on participating Layer 3 devices

Answer: A,D ([LEAVE A REPLY](#))

NEW QUESTION: 9

What do you use to segment larger IP networks into smaller IP networks?

- A. Routing policy
- B. Subnetting
- C. Wildcard masks
- D. Supernetting

Answer: B ([LEAVE A REPLY](#))

NEW QUESTION: 10

Which command do you use to navigate to [edit interfaces]?

- A. dir edit interfaces
- B. cd interfaces
- C. interfaces
- D. edit interfaces

Answer: D ([LEAVE A REPLY](#))

NEW QUESTION: 11

Which two statements describe the connection between control plane and forwarding plane? (Choose two.)

- A. Control traffic is preferred over the exception traffic during congestion.
- B. No rate limiter is configured by default.
- C. A rate limiter is configured by default.
- D. Exception traffic is preferred over the control traffic during congestion.

Answer: A,C ([LEAVE A REPLY](#))

NEW QUESTION: 12

What are two functions of the Routing Engine? (Choose two.)

- A. to build the Layer 2 and Layer 3 forwarding tables
- B. to verify that packets arriving at the router are allowed by any configured firewall filters
- C. to receive and process packets that could not be forwarded by the PFE
- D. to build OSPF and IS-IS adjacencies

Answer: ([SHOW ANSWER](#))

NEW QUESTION: 13

Which operational command is used to retrieve the serial numbers of components installed in a Junos device?

- A. view hardware database
- B. show version
- C. show chassis hardware
- D. show hardware detail

Answer: C ([LEAVE A REPLY](#))

NEW QUESTION: 14

Which of these must be configured prior to the first commit after factory defaults are loaded?

- A. management services
- B. default gateway
- C. hostname
- D. root authentication

Answer: D ([LEAVE A REPLY](#))

NEW QUESTION: 15

Which account is used to access a Junos device in a factory-default configuration?

- A. admin
- B. lab
- C. root
- D. juniper

Answer: ([SHOW ANSWER](#))

NEW QUESTION: 16

While working on a Junos Device, you receive the message shown. In this scenario, what would you do to stop the shutdown process?

```
user@router>
*** System shutdown message from user@router ***
System going down at 08:28
The system will be powered down in 10 minutes for maintenance
user@router>
```

- A. Issue the request system halt in command
- B. Issue the clear system reboot command
- C. Issue the request system power-off in command
- D. Issue the clear system commit command

Answer: B (LEAVE A REPLY)

Valid JN0-104 Dumps shared by PrepPdf.com for Helping Passing JN0-104 Exam! PrepPdf.com now offer the **newest JN0-104 exam dumps**, the PrepPdf.com JN0-104 exam **questions have been updated** and **answers have been corrected** get the **newest** PrepPdf.com JN0-104 dumps with Test Engine here:
<https://www.preppdf.com/Juniper/JN0-104-prepaway-exam-dumps.html> (145 Q&As Dumps, **40%OFF Special Discount: Exam-Tests**)

NEW QUESTION: 17

When you display the routing table by using the show route command, what does the - sign (hyphen) indicate?

- A. The route is the last active route.
- B. The route is an active route.
- C. The route is both the active and last active route.

Answer: (SHOW ANSWER)

NEW QUESTION: 18

Which of these is true when the following command is issued?

```
telnet interface ge-0/0/0 192.168.1.1 source 10.1.1.1 bypass-routing
```

- A. The bypass-routing parameter is ignored when using the private IP addressing.
- B. Return traffic for the telnet session may not arrive at interface ge-0/0/0
- C. The telnet session will connect to the target device's interface ge-0/0/0
- D. The telnet session will have a source IP address of 192.168.1.1

Answer: B (LEAVE A REPLY)

NEW QUESTION: 19

Users are unable to access resources in the 172.23.14.0/24 subnet.

inet.0: 4 destinations, 4 routes (4 active, 0 holddown, 0 hidden)

+ = Active Route, - = Last Active, * = Both

172.23.10.0/24 *[Direct/0] 21:59:56

>via ge-0/0/6.0

172.23.10.100/32 *[Local/0] 22:00:10

Local via ge-0/0/6.0

172.23.12.0/24 *[Static/5] 00:01:36

>to 172.23.10.1 via ge-0/0/6.0

172.23.15.0/24 *[Static/5] 00:01:36

>to 172.23.10.1 via ge-0/0/6.0

Referring to the exhibit, which two actions would solve this problem?

- A. Configure a static route to 172.23.14.0/24.
- B. Configure the existing routes to resolve the indirect next hop.
- C. Configure a separate routing instance.
- D. Configure a default static route.

Answer: A,D (LEAVE A REPLY)

NEW QUESTION: 20

Which user authentication method is supported by Junos as a last resort alternative?

- A. CHAP
- B. RADIUS
- C. TACACS+
- D. local user database

Answer: (SHOW ANSWER)

NEW QUESTION: 21

Which CLI command will ping destination 10.0.29.1?

- A. user@host# ping host 10.0.29.1
- B. user@host> ping 10.0.29.1
- C. user@host# ping 10.0.29.1
- D. user@host> ping host 10.0.29.1

Answer: (SHOW ANSWER)

NEW QUESTION: 22

Which two of the following are considered match criteria in a policy? (Choose two.)

- A. AS path
- B. next-term
- C. prefix-file
- D. community

Answer: A,D (LEAVE A REPLY)

NEW QUESTION: 23

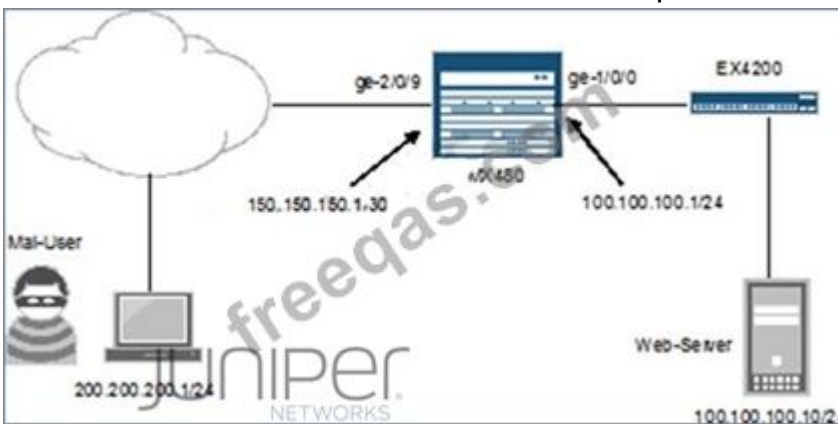
Which of these commands will allow you to enter operational mode from the shell mode?

- A. configure
- B. cli
- C. exit
- D. edit

Answer: ([SHOW ANSWER](#))

NEW QUESTION: 24

Referring to the exhibit, you want to block HTTP access to Web-Server from the subnet where Mal-User is located. All other traffic should be permitted.



Which firewall filter configuration do you use?

- A. [edit firewall family inet filter STOP-MAL-USER] user@router# show term one { from { source-address { 200.200.200.0/24; } destination-address { 100.100.100.10/32; } protocoltcp; destination-port http; } then accept; } term two { then { reject; } }
- B. [edit firewall family inet filter STOP-MAL-USER] user@router# show term one { from { source-address { 100.100.100.0/24; } destination-address { 200.200.200.1/32; } protocoltcp; destination-port http; } then reject; } term two { then { accept; } }
- C. [edit firewall family inet filter STOP-MAL-USER] user@router# show term one { from { source-address { 200.200.200.0/24; } destination-address { 100.100.100.10/32; } protocoltcp; destination-port http; } then reject; } term two { then { accept; } }
- D. [edit firewall family inet filter STOP-MAL-USER] user@router# show term one { from { source-address { 100.100.100.0/24; } destination-address { 200.200.200.1/32; } protocoltcp; destination-port http; } then accept; } term two { then { reject; } }

Answer: C ([LEAVE A REPLY](#))

NEW QUESTION: 25

Which of these are properties of physical interfaces? (Choose three)

- A. IP address
- B. payload scrambling
- C. link speed

- D. virtual circuit identifier
- E. frame check sequence

Answer: B,C,E ([LEAVE A REPLY](#))

NEW QUESTION: 26

Which protocol supports tunneling of non-IP traffic?

- A. GRE
- B. IP-IP
- C. IPsec
- D. SSH

Answer: ([SHOW ANSWER](#))

NEW QUESTION: 27

How many usable host addresses are available in 181.74.94.235/21?

- A. 2044
- B. 2046
- C. 2048
- D. 1024

Answer: ([SHOW ANSWER](#))

NEW QUESTION: 28

Which statement describes the role of a router on a broadcast domain?

- A. A router provides secure communications within a broadcast domain.
- B. A router provides DNS service for the broadcast domain.
- C. A router connects small broadcast domains and forms larger broadcast domains.
- D. A router facilitates communications between broadcast domains.

Answer: D ([LEAVE A REPLY](#))

NEW QUESTION: 29

What are three requirements to perform a unified in-service software upgrade (ISSU)? (Choose three.)

- A. Nonstop active routing (NSR) must be disabled.
- B. Graceful Routing Engine switchover (GRES) must be enabled.
- C. The command request system software issu add must be used to upgrade the software.
- D. The device must have dual Routing Engines.
- E. The master and backup Routing Engines must be running the same software release.

Answer: B,D,E ([LEAVE A REPLY](#))

NEW QUESTION: 30

What is the name of the volume containing the software and files used for the day-to-day operation of a device using Junos with upgraded FreeBSD?

- A. /var
- B. /junos
- C. loam
- D. /active

Answer: ([SHOW ANSWER](#))

NEW QUESTION: 31

How many host addresses are available in the 172.27.0.0/28 network?

- A. 14
- B. 6
- C. 28
- D. 30

Answer: ([SHOW ANSWER](#))

Valid JN0-104 Dumps shared by PrepPdf.com for Helping Passing JN0-104 Exam!
PrepPdf.com now offer the **newest JN0-104 exam dumps**, the PrepPdf.com JN0-104 exam **questions have been updated** and **answers have been corrected** get the **newest** PrepPdf.com JN0-104 dumps with Test Engine here:
<https://www.preppdf.com/Juniper/JN0-104-prepaway-exam-dumps.html> (145 Q&As Dumps, **40%OFF Special Discount: Exam-Tests**)

NEW QUESTION: 32

What must you type to enter operational mode from the root@% command prompt?

- A. edit
- B. cli
- C. exit
- D. configure

Answer: B ([LEAVE A REPLY](#))

NEW QUESTION: 33

Why is unicast reverse path forwarding used?

- A. to validate packet receipt on interfaces where the traffic should be received
- B. to forward packets out the interfaces where the traffic should be received
- C. to forward packets out the interfaces where the traffic should be sent
- D. to validate packet receipt on interfaces where the traffic should be sent

Answer: ([SHOW ANSWER](#))

NEW QUESTION: 34

Which two methods keep a Junos device operational if the primary storage device fails? (Choose two.)

- A. Create a rescue configuration.
- B. Enable J-Web for device management.
- C. Enable the ephemeral database.
- D. Create a recovery snapshot.

Answer: ([SHOW ANSWER](#))

NEW QUESTION: 35

In which mode can you configure a device running Junos?

- A. privileged
- B. operational
- C. configuration
- D. monitoring

Answer: C ([LEAVE A REPLY](#))

NEW QUESTION: 36

Which two statements are true about the configure exclusive command?

- A. It excludes other users from editing the configuration.
- B. It allows multiple users to edit private copies of the configuration concurrently.
- C. It allows users to retain all uncommitted changes when exiting exclusive configuration mode.
- D. It causes the loss of all uncommitted changes when exiting exclusive configuration mode.

Answer: ([SHOW ANSWER](#))

NEW QUESTION: 37

When you display the routing table by entering the show route command, what does the * indicate?

- A. The route was learned using a dynamic routing protocol.
- B. The route is a direct route.
- C. The route is a default route.
- D. The route was selected as active.

Answer: D ([LEAVE A REPLY](#))

NEW QUESTION: 38

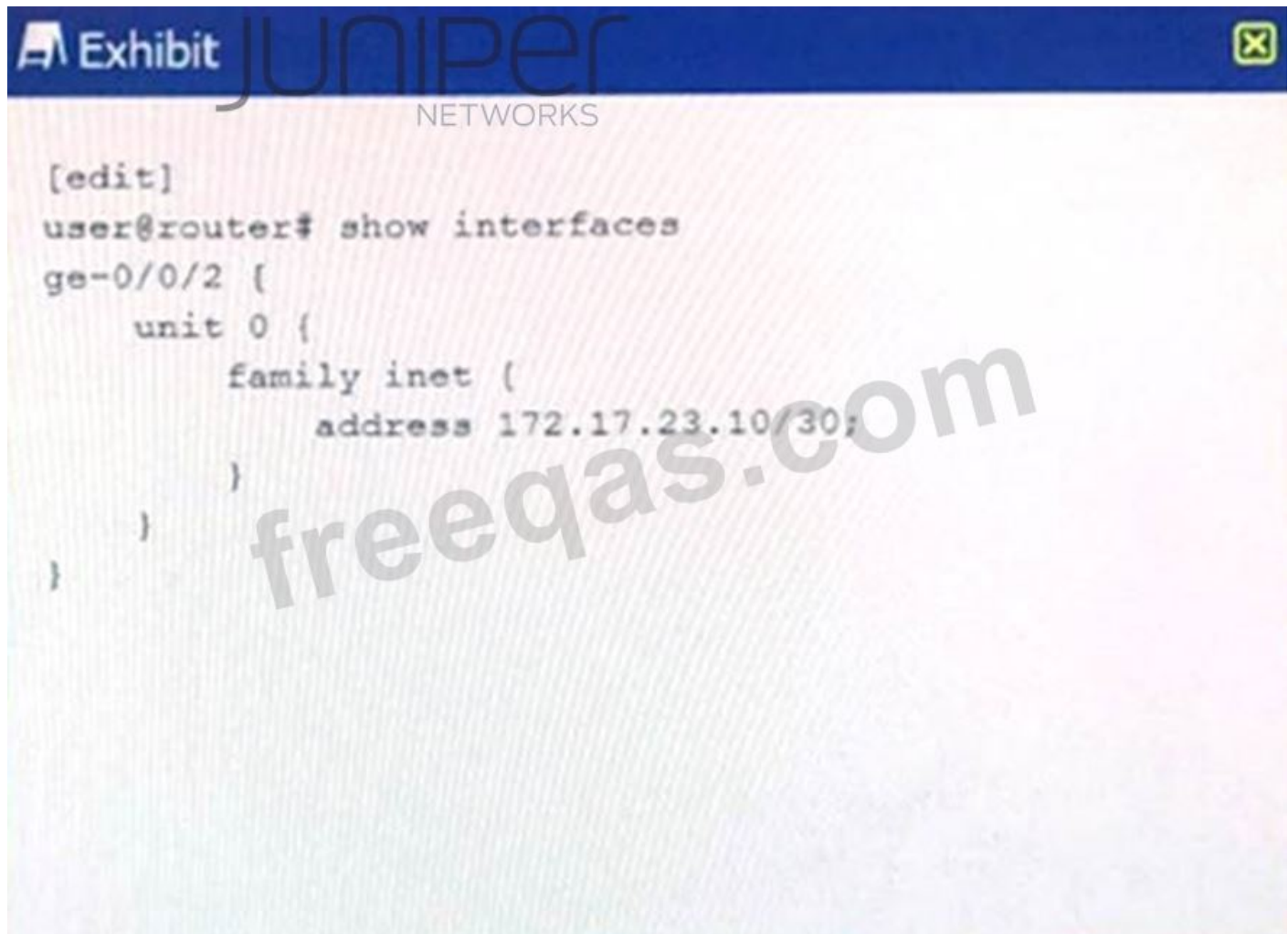
What is the decimal equivalent of 10101100 00011111 11001001 11000101?

- A. 172.30.231.182
- B. 172.28.187.189
- C. 172.19.151.107
- D. 172.31.201.197

Answer: D ([LEAVE A REPLY](#))

NEW QUESTION: 39

Your junos device is using the configuration shown in the exhibit, you notice that the 172.17.23.10/30 address is incorrect and should be 172.17.23.9/30.



The screenshot shows a Juniper Networks configuration interface. At the top, there is a blue header with the Juniper logo and the word "NETWORKS". Below the header, the configuration is displayed in a terminal window. The configuration shows the following structure:

```
[edit]
user@router# show interfaces
ge-0/0/2 {
  unit 0 {
    family inet {
      address 172.17.23.10/30;
    }
  }
}
```

A large watermark "freeqas.com" is overlaid on the configuration text.

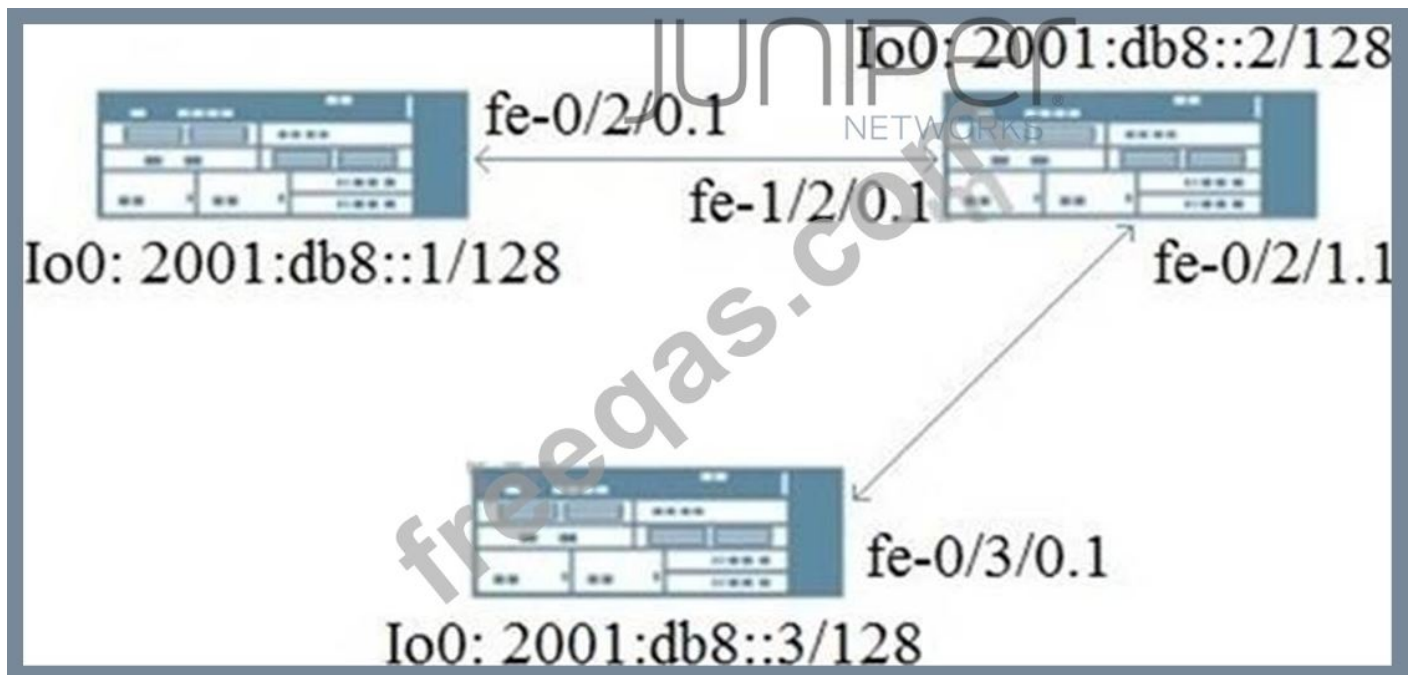
What are two commands that would solve the problem?

- A. [edit interfaces] user@router# delete ge-0/0/2.0 family inet address 172.17.23.10
- B. [edit interfaces] user@router# rename ge-0/0/2.0 family inet address 172.17.23.10/30 to address 172.17.23.9/30
- C. [edit interfaces] user@router# replace pattern 172.17.23.10 with 172.17.23.9
- D. [edit interfaces] user@router# set ge-0/0/2.0 family inet address 172.17.23.9

Answer: B,C (LEAVE A REPLY)

NEW QUESTION: 40

Referring to the exhibit.



Which dynamic routing protocol would be used for this topology?

- A. RIP
- B. RIPng
- C. OSPFv2
- D. IGMPv3

Answer: B ([LEAVE A REPLY](#))

NEW QUESTION: 41

Which three attributes contribute to the reliability of TCP?

Choose three.

- A. Timers
- B. Port numbers
- C. Acknowledgements
- D. EXP bits
- E. Sequence numbers

Answer: ([SHOW ANSWER](#)**)**

NEW QUESTION: 42

Referring to the exhibit, which command would you use to add an additional address to the ge-0/0/9.0 interface?

```

interfaces {
  ge-0/0/8 {
    unit 0 {
      family inet {
        address 192.168.1.1/24;
      }
    }
  }
}

```

```
}  
ge-0/0/9 {  
  unit 0 {  
    family inet {  
      address 192.168.10.1/24;  
    }  
  }  
}
```

- A. [edit interfaces ge-0/0/9 unit 0] user@router# set family inet secondary-address 192.168.100.1/24
- B. [edit interfaces ge-0/0/9 unit 0] user@router# set family inet address-secondary 192.168.100.1/24
- C. [edit interfaces ge-0/0/9 unit 0] user@router# set family inet address 192.168.100.1/24 secondary
- D. [edit interfaces ge-0/0/9 unit 0] user@router# set family inet address 192.168.100.1/24

Answer: ([SHOW ANSWER](#))

NEW QUESTION: 43

You have configured logging to the console port but are uncertain of the impact to the device while troubleshooting.

In this scenario, which command would allow you to minimize the impact?

- A. commit confirmed 1 comment troubleshoot
- B. set system syslog console any none
- C. commit synchronize comment troubleshoot
- D. set system syslog log-rotate-frequency 15

Answer: B ([LEAVE A REPLY](#))

NEW QUESTION: 44

A Junos device is configured with multiple routing protocols to the same destination prefix. By Default, which route will be active in the forwarding table?

- A. A static route
- B. An OSPF route
- C. An IS-IS route
- D. A BGP route

Answer: A ([LEAVE A REPLY](#))

NEW QUESTION: 45

Which of these is true about the rescue configuration file? (Choose two)

- A. It is created by issuing the command request system configuration rescue save
- B. For added security, it is recommended to include a root password.

- C. It can be recovered by issuing the command rollback 50
- D. It is updated automatically when you commit.

Answer: ([SHOW ANSWER](#))

NEW QUESTION: 46

At which hierarchy would you configure a static MAC address for interface ge-0/0/0?

- A. [edit interfaces ge-0/0/0 unit 0]
- B. [edit interfaces ge-0/0/0 unit 0 family inet address 172.25.11.2/24]
- C. [edit interfaces ge-0/0/0 unit 0 family inet]
- D. [edit interfaces ge-0/0/0]

Answer: ([SHOW ANSWER](#))

Valid JN0-104 Dumps shared by PrepPdf.com for Helping Passing JN0-104 Exam!
PrepPdf.com now offer the **newest JN0-104 exam dumps**, the PrepPdf.com JN0-104 exam **questions have been updated** and **answers have been corrected** get the **newest** PrepPdf.com JN0-104 dumps with Test Engine here:
<https://www.preppdf.com/Juniper/JN0-104-prepaway-exam-dumps.html> (145 Q&As Dumps, **40%OFF Special Discount: Exam-Tests**)

NEW QUESTION: 47

What are three terminating actions for a firewall filter? (Choose three.)

- A. log
- B. discard
- C. accept
- D. terminate
- E. reject

Answer: ([SHOW ANSWER](#))

NEW QUESTION: 48

Which command verifies configuration syntax without applying the changes?

- A. commit and -quit
- B. commit confirmed
- C. commit check
- D. commit comment

Answer: ([SHOW ANSWER](#))

NEW QUESTION: 49

Which of these applications would be best suited for UDP Traffic?

- A. Web browsing

- B. Downloading a program
- C. Streaming television shows
- D. On-line shopping

Answer: C ([LEAVE A REPLY](#))

NEW QUESTION: 50

Which of these about logical units is true?

- A. All interfaces that will send and receive traffic need to have a logical unit.
- B. Logical units are similar to VLANs on some other vendor equipment.
- C. Link speed and duplex are configured under the logical unit.

Answer: ([SHOW ANSWER](#))

NEW QUESTION: 51

Click the Exhibit button.

```

user@router# run show route
inet.0: 8 destinations, 10 routes (8 active, 0 holddown, 0 hidden)
+ = Active Route, - = Last Active, * = Both
0.0.0.0/0          *[BGP/170] 00:00:24, localpref 100
                   AS path: 65000 I, validation-state: unverified
                   > to 172.18.6.1 via ge-0/0/0.0
                   to 172.18.7.1 via ge-0/0/1.0
                   [BGP/170] 00:00:24, localpref 100
                   AS path: 65000 I, validation-state: unverified
                   > to 172.18.7.1 via ge-0/0/1.0
10.210.0.0/16     *[Static/5] 1w0d 20:17:39
                   > to 172.25.11.254 via fxp0.0
172.18.6.0/30     *[Direct/0] 00:00:30
                   > via ge-0/0/0.0
172.18.6.2/32     *[Local/0] 00:00:30
                   Local via ge-0/0/0.0
172.31.16.0/24   *[BGP/170] 00:00:24, localpref 100
                   AS path: 65000 I, validation-state: unverified
                   > to 172.18.7.1 via ge-0/0/1.0
                   [BGP/170] 00:00:28, localpref 100
                   AS path: 802 5512 3318 65000 I, validation-state: unverified
                   > to 172.18.6.1 via ge-0/0/0.0
192.168.1.1/32   *[OSPF/10] 00:00:25, metric 1
                   > to 192.168.11.2 via ge-0/0/4.0
192.168.80.0/28  *[BGP/170] 00:00:24, localpref 100, from 172.18.6.1
                   AS path: 65000 I, validation-state: unverified
                   to 172.18.6.1 via ge-0/0/0.0
                   > to 172.18.7.1 via ge-0/0/1.0
                   [BGP/170] 00:00:24, localpref 100
                   AS path: 65000 I, validation-state: unverified
                   > to 172.18.7.1 via ge-0/0/1.0
224.0.0.5/32     *[OSPF/10] 00:01:11, metric 1
                   MultiRecv

```

What is the next hop for a packet destined to 192.168.80.98 as shown in the exhibit?

- A. 172.18.6.1
- B. 172.18.7.1
- C. 172.25.11.254
- D. 192.168.11.2

Answer: ([SHOW ANSWER](#))

NEW QUESTION: 52

Which layer of the OSI Model converts frames into bits?

- A. Physical Layer
- B. Network Layer
- C. Application Layer
- D. Data Link Layer

Answer: A ([LEAVE A REPLY](#))

NEW QUESTION: 53

Which class of IP's does 11.1.1.102 belong to?

- A. Class E
- B. Class B
- C. Class C
- D. Class A
- E. Class D

Answer: ([SHOW ANSWER](#))

NEW QUESTION: 54

An administrator is unable to ping any address on the 10.0.19.0/24 subnet.

To identify the problem, the administrator uses the command shown in the exhibit.

```
user@router# run show interfaces terse
```

```
Interface Admin Link Proto Local
```

```
fe-0/0/0 up up
```

```
fe-0/0/0.0 up upinet 10.0.39.2/24
```

```
iso
```

```
mpls
```

```
fe-0/0/1 up up
```

```
fe-0/0/1.0 up upinet 10.0.18.2/24
```

```
fe-0/0/1.5 down up inet 10.0.19.2/24
```

Which step should be taken to solve the problem?

- A. Reconfigure the IP address.
- B. Check the physical cable.
- C. Issue the command delete interfaces fe-0/0/1.5 disable.
- D. Issue the command activate interfaces fe-0/0/1.5.

Answer: ([SHOW ANSWER](#))

NEW QUESTION: 55

What are three functions of the RE? (Choose three.)

- A. to manage the PFE

- B. to implement policing
- C. to maintain the forwarding tables
- D. to monitor the chassis
- E. to enforce stateless firewall filters

Answer: C,D,E ([LEAVE A REPLY](#))

NEW QUESTION: 56

Which of these correctly describes the PFE?

- A. The PFE receives hardware and environmental status messages from RE.
- B. The PFE performs policing, firewall filtering and class of service.
- C. The PFE sends traffic to RE for forwarding.
- D. The PFE controls the RE.

Answer: B ([LEAVE A REPLY](#))

NEW QUESTION: 57

You have configure an SRX Series device for the first time. When you commit your configuration, the Junos OS notifies you that you cannot yet commit your configuration.

Which configuration step must you complete?

- A. security policies
- B. hostname
- C. root authentication
- D. date/time

Answer: C ([LEAVE A REPLY](#))

NEW QUESTION: 58

Which UNIX-based utility is accessed when using the monitor traffic command on Junos?

- A. tail
- B. monitor
- C. tcpdump
- D. grep

Answer: C ([LEAVE A REPLY](#))

NEW QUESTION: 59

When using the monitor traffic command on Junos devices, what is the correct parameter to send the captured information to a file named traffic?

- A. file-write traffic
- B. file traffic
- C. write-file traffic
- D. write traffic

Answer: C ([LEAVE A REPLY](#))

NEW QUESTION: 60

What are the acceptable modifiers to a terminating action of a firewall filter? (choose three)

- A. Log
- B. Discard
- C. Count
- D. Policer
- E. Syslog

Answer: ([SHOW ANSWER](#))

NEW QUESTION: 61

At which two layers of the OSI model does Ethernet operate? (Choose two.)

- A. Data Link Layer
- B. Logical Layer
- C. Physical Layer
- D. Transport Layer

Answer: A,C ([LEAVE A REPLY](#))

Valid JN0-104 Dumps shared by PrepPdf.com for Helping Passing JN0-104 Exam!
PrepPdf.com now offer the **newest JN0-104 exam dumps**, the PrepPdf.com JN0-104 exam **questions have been updated** and **answers have been corrected** get the **newest** PrepPdf.com JN0-104 dumps with Test Engine here:
<https://www.preppdf.com/Juniper/JN0-104-prepaway-exam-dumps.html> (145 Q&As Dumps, **40%OFF Special Discount: Exam-Tests**)

NEW QUESTION: 62

When a non-root user connects to a Junos device and successfully enters a username and password, they are immediately placed at which level?

- A. UNIX shell
- B. configuration mode
- C. operational mode
- D. user-level CLI

Answer: C ([LEAVE A REPLY](#))

NEW QUESTION: 63

Which operational command allows viewing of only OSPF routes?

- A. show ip route protocol ospf
- B. show route protocol ospf
- C. show ospf table

D. show ip ospf route

Answer: B ([LEAVE A REPLY](#))

NEW QUESTION: 64

Which of these commands can be used to send link-related SNMP trap notifications to the network management system (NMS) located at address 192.168.1.1? (Choose two)

- A. set snmp trap-group MY-GROUP link-status
- B. set snmp trap-group MY-GROUP targets 192.168.1.1
- C. set snmp targets 192.168.1.1
- D. set snmp trap-group MY-GROUP categories link

Answer: B,D ([LEAVE A REPLY](#))

NEW QUESTION: 65

Which two CLI commands allow you to move between different configuration hierarchies? (Choose two.)

- A. up
- B. move
- C. cd
- D. edit

Answer: A,D ([LEAVE A REPLY](#))

NEW QUESTION: 66

Which configuration causes OSPF-learned routes to be advertised to other OSPF neighbors?

- A. top edit policy-options policy-statement demo set term 1 from protocol ospf set term 1 then accept top set protocols ospf export demo
- B. top edit policy-options policy-statement demo set term 1 from active routes set term 1 then accept top set protocols ospf export demo
- C. No configuration needed; it happens by default
- D. set protocols ospf advertise in-out

Answer: (SHOW ANSWER)

NEW QUESTION: 67

Which two statements are true about the root bridge election process? (Choose two.)

- A. The higher root bridge priority is preferred over lower root bridge priorities.
- B. The highest root bridge identifier is preferred over lower root bridge identifiers.
- C. The lowest root bridge priority is preferred over higher root bridge priorities.
- D. The lowest root bridge identifier is preferred over higher root bridge identifiers.

Answer: C,D ([LEAVE A REPLY](#))

NEW QUESTION: 68

Referring to the exhibit, what are two differences between the active and candidate configurations? (Choose two.)

[edit]

```
user@router# show | compare
```

```
[edit protocols ospf area 0.0.0.0]
```

```
- interface ge-0/0/0.0 {
```

```
- disable;
```

```
- }
```

```
[edit protocols ospf]
```

```
area 0.0.0.0 { ... }
```

```
+ area 0.0.0.1 {
```

```
+ interface ge-0/0/0.0;
```

```
+ }
```

- A. The ge-0/0/0 interface was added to the active configuration.
- B. Area 0 was added to the active configuration.
- C. Area 1 was added to the candidate configuration.
- D. The ge-0/0/0 interface was added to the candidate configuration.

Answer: ([SHOW ANSWER](#))

NEW QUESTION: 69

Which two statements describe the connection between the control plane and the forwarding plane? (Choose two.)

- A. Exception traffic is preferred over control traffic during congestion.
- B. A rate limiter is configured by default.
- C. No rate limiter is configured by default.
- D. Control traffic is preferred over exception traffic during congestion.

Answer: B,D ([LEAVE A REPLY](#))

NEW QUESTION: 70

Exhibit:

```
[edit routing-options]
```

```
user@router# show
```

```
rib inet6.0 {
```

```
  static {
```

```
    route 0::/0 next-hop 3001::1,
```

```
  }
```

```
}
```

JUNIPER
NETWORKS

Which type of route does the configuration create?

- A. a generated route
- B. an indirect next hop
- C. a non-advertised route
- D. a default gateway

Answer: D ([LEAVE A REPLY](#))

NEW QUESTION: 71

Which three link-specific fields must match between OSPF neighbors before they form an adjacency over a broadcast medium? (Choose three.)

- A. hello interval
- B. dead interval
- C. options
- D. neighbor
- E. route priority

Answer: A,B,D ([LEAVE A REPLY](#))

NEW QUESTION: 72

Depending on the device type, Junos is built upon which two OS kernels? (Choose two.)

- A. NetBSD
- B. Linux
- C. FreeBSD
- D. OpenBSD

Answer: ([SHOW ANSWER](#))

NEW QUESTION: 73

Which of these commands can be used to delete unnecessary files and free up disk space on the Junos device?

- A. user@router> request system storage remove
- B. user@router> request system storage cleanup dry-run
- C. user@router> request system storage delete
- D. user@router> request system storage cleanup

Answer: D ([LEAVE A REPLY](#))

NEW QUESTION: 74

What are the commands when configuring an IP Address for a Fast Ethernet Interface? (Choose two)

- A. set interfaces fe-0/0/0.0 address 10.1.1.1/24
- B. set interfaces fe-0/0/0 address 10.1.1.1/24
- C. set interfaces fe-0/0/0 unit 0 family inet address 10.1.1.1/24
- D. set interfaces fe-0/0/0.0 family inet address 10.1.1.1/24

Answer: ([SHOW ANSWER](#))

NEW QUESTION: 75

What represents the decimal equivalence of 11100111?

- A. 195
- B. 223
- C. 231
- D. 230

Answer: C ([LEAVE A REPLY](#))

NEW QUESTION: 76

Which operational command displays the temperature of the Routing Engine's CPU?

- A. show chassis temperatures
- B. show chassis hardware
- C. show chassis routing-engine
- D. show chassis status

Answer: ([SHOW ANSWER](#))

Valid JN0-104 Dumps shared by PrepPdf.com for Helping Passing JN0-104 Exam!
PrepPdf.com now offer the **newest JN0-104 exam dumps**, the PrepPdf.com JN0-104 exam **questions have been updated** and **answers have been corrected** get the **newest** PrepPdf.com JN0-104 dumps with Test Engine here:
<https://www.preppdf.com/Juniper/JN0-104-prepaway-exam-dumps.html> (145 Q&As Dumps, **40%OFF Special Discount: Exam-Tests**)

NEW QUESTION: 77

The authentication order configuration of Junos includes the settings TACACS and RADIUS (in that order), but does not include the password parameter. When you attempt to login to the device, the network containing the authentication servers is currently down.

Which of these is true about the login attempt?

- A. The device automatically tries authenticating locally on the device after the authentication servers timeout value is reached.
- B. The device automatically tries authenticating locally on the device before using external authentication.
- C. The login attempt will be automatically accepted after the authentication servers timeout value is reached, since there are no other authentication methods available.
- D. The login attempt will be rejected.

Answer: ([SHOW ANSWER](#))

NEW QUESTION: 78

You have two IP addresses configured on the ge-0/0/6 interface, as shown in the exhibit.

```
[edit interfaces ge-0/0/6]
```

```
user@router# show
```

```
{  
family inet {  
address 172.16.10.100/24;  
address 172.16.10.101/24;  
}  
}
```

You want to select the 172.16.10.101 address as the source address for packets sent from this interface to hosts on a remote subnet.

Which parameter would you add to the 172.16.10.101 address to complete this task?

- A. broadcast
- B. preferred
- C. primary
- D. arp 172.16.10.101

Answer: ([SHOW ANSWER](#))

NEW QUESTION: 79

What are two configurable physical interface properties? (Choose two.)

- A. MTU
- B. protocol family
- C. address
- D. link mode

Answer: A,D ([LEAVE A REPLY](#))

NEW QUESTION: 80

Which two statements are correct regarding default protocol preference values?

- A. OSPF's preference value is lower than BGP.
- B. Direct, local, and static routes have the same preference value.
- C. RIP is preferred over OSPF external routes.
- D. OSPF has a single preference value for both internal and external routes.

Answer: ([SHOW ANSWER](#))

NEW QUESTION: 81

What are two examples of transit traffic? (Choose two.)

- A. SCP traffic that enters one interface and exits another interface on the local router.
- B. SFTP traffic that enters one interface and is destined for another interface on the local router
- C. SCP traffic that is destined for the router's loopback interface.
- D. SFTP traffic that enters and exits the same interface on the local router.

Answer: ([SHOW ANSWER](#))

NEW QUESTION: 82

Which of these authentication methods are supported on a Junos device? (Choose three)

- A. RADIUS
- B. ACE
- C. TACACS+
- D. LDAP
- E. local password authentication

Answer: ([SHOW ANSWER](#))

NEW QUESTION: 83

Which two Junos product lines are used primarily for routing? (Choose two.)

- A. M Series
- B. MX Series
- C. EX Series
- D. J Series

Answer: A,B ([LEAVE A REPLY](#))

NEW QUESTION: 84


Which of these are valid actions for a routing policy? (Choose two)

- A. discard
- B. next policy
- C. ignore
- D. accept

Answer: ([SHOW ANSWER](#))

NEW QUESTION: 85

Click the Exhibit button.



```
[edit]
user@router# show system authentication-order
authentication-order [ radius password ];
```

A user attempts to log in to a Junos device. but the RADIUS server is unreachable. Referring to the exhibit, what is the default action of a Junos device in this scenario?

- A. The Junos device prompts for a cached RADIUS password.
- B. The Junos device displays a RADIUS connection error.
- C. The Junos device uses the local authentication database.
- D. The Junos device retries every 30 seconds until the connection is restored.

Answer: ([SHOW ANSWER](#))

NEW QUESTION: 86

Which of these is true about Junos import policies?

- A. Import policies are used to filter routes from the routing table to the forwarding table.
- B. Import policies are used to filter routes destined for the routing table.
- C. Import policies are used to filter routes being sent to neighbouring devices.
- D. Import policies are used to filter traffic entering the device.

Answer: ([SHOW ANSWER](#))

NEW QUESTION: 87

You are attempting to upgrade the Junos OS on your device, but there is not enough space to complete the upgrade.

Which parameter, added to the request system software add command, would solve the problem?

- A. no-validate
- B. force
- C. no-copy
- D. validate

Answer: C ([LEAVE A REPLY](#))

NEW QUESTION: 88

What are two functions of the Packet Forwarding Engine? (Choose two.)

- A. to build the Layer 2 forwarding table
- B. to send ICMP time exceeded messages when the TTL reaches 0
- C. to forward packets based on the forwarding table
- D. to implement policing, firewall filtering, and class of service (CoS)

Answer: C,D ([LEAVE A REPLY](#))

NEW QUESTION: 89

What will be the output of the command show | compare rollback 1?

- A. the difference between the candidate configuration and the active configuration from two commits ago
- B. the difference between the current active configuration and the current candidate configuration
- C. the difference between the candidate configuration and the active configuration from one commit ago

Answer: ([SHOW ANSWER](#))

NEW QUESTION: 90

What is used to segment larger networks into smaller networks?

- A. wildcard masks
- B. supernet masks
- C. route filtering

D. subnet masks

Answer: D ([LEAVE A REPLY](#))

NEW QUESTION: 91

Which of these is true when the following command is issued?

ping interface ge-0/0/0 192.168.1.1 bypass-routing count 1000 rapid

- A. The count parameter allows the router to send out 1000 pings and then stop.
- B. The count parameter creates a counter that you can view with the show firewall command.
- C. The count parameter allows the router to count the number of pings for logging purposes.
- D. The count parameter allows the router to pause for 1000 seconds before sending a ping.

Answer: A ([LEAVE A REPLY](#))

Valid JN0-104 Dumps shared by PrepPdf.com for Helping Passing JN0-104 Exam!
PrepPdf.com now offer the **newest JN0-104 exam dumps**, the PrepPdf.com JN0-104 exam **questions have been updated** and **answers have been corrected** get the **newest** PrepPdf.com JN0-104 dumps with Test Engine here:
<https://www.preppdf.com/Juniper/JN0-104-prepaway-exam-dumps.html> (145 Q&As Dumps, **40%OFF Special Discount: Exam-Tests**)

NEW QUESTION: 92

You successfully established a BGP session with a peer, but do not see any routes learned from the peer.

What would cause this problem?

- A. Unicast reverse-path-forwarding is blocking BGP from learning the routes
- B. A routing policy is blocking BGP from learning the routes
- C. The firewall filter is blocking BGP from learning the routes
- D. A security policy is blocking BGP from learning the routes

Answer: B ([LEAVE A REPLY](#))

NEW QUESTION: 93

What are the usable hosts on the 96.6.128.0/19 network?

- A. 96.6.128.128 through 96.6.134.254
- B. 96.6.128.1 through 96.6.159.254
- C. 96.6.128.0 through 96.6.134.254
- D. 96.6.128.1 through 96.6.143.254

Answer: (SHOW ANSWER)

NEW QUESTION: 94

What is the next hop for a packet destined to 192.168.80.98 as shown in the exhibit?

```

net.0: 8 destinations, 10 routes (8 active, 0 holddown, 0 hidden)
 = Active Route, - = Last Active, * = Both
.0.0.0/0      * [BGP/170] 00:00:24, localpref 100
              AS path: 65000 I, validation-state: unverified
              > to 172.18.6.1 via ge-0/0/0.0
              to 172.18.7.1 via ge-0/0/1.0
              [BGP/170] 00:00:24, localpref 100
              AS path: 65000 I, validation-state: unverified
              > to 172.18.7.1 via ge-0/0/1.0
0.210.0.0/16 * [Static/5] 1w0d 20:17:39
              > to 172.25.11.254 via fxp0.0
72.18.6.0/30  * [Direct/0] 00:00:30
              > via ge-0/0/0.0
72.18.6.2/32  * [Local/0] 00:00:30
              Local via ge-0/0/0.0
72.31.16.0/24 * [BGP/170] 00:00:24, localpref 100
              AS path: 65000 I, validation-state: unverified
              > to 172.18.7.1 via ge-0/0/1.0
              [BGP/170] 00:00:28, localpref 100
              AS path: 802 5512 3318 65000 I, validation-state: unverified
              > to 172.18.6.1 via ge-0/0/0.0
92.168.1.1/32 * [OSPF/10] 00:00:25, metric 1
              > to 192.168.11.2 via ge-0/0/4.0
92.168.80.0/28 * [BGP/170] 00:00:24, localpref 100, from 172.18.6.1
              AS path: 65000 I, validation-state: unverified
              to 172.18.6.1 via ge-0/0/0.0
              > to 172.18.7.1 via ge-0/0/1.0
              [BGP/170] 00:00:24, localpref 100
              AS path: 65000 I, validation-state: unverified
              > to 172.18.7.1 via ge-0/0/1.0
24.0.0.5/32  * [OSPF/10] 00:01:11, metric 1

```

- A. 172.25.11.254
- B. 192.168.11.2
- C. 172.18.7.1
- D. 172.18.6.1

Answer: D ([LEAVE A REPLY](#))

NEW QUESTION: 95

If the Packet Forwarding Engine (PFE) does not have a route to the destination address of a packet, which action does it take?

- A. The PFE forwards the packet to the Routing Engine for further processing.
- B. The PFE floods the packet out of all interfaces.
- C. The PFE queues the packet and sends a request to the Routing Engine for a Layer 3 lookup.
- D. The PFE drops the packet and sends an ICMP destination unreachable notification back to the source device.

Answer: (SHOW ANSWER)

NEW QUESTION: 96

Consider the host IP Address is - 192.168.100.60 and the network mask is - 255.255.255.224 (or /27).

Which of the following address represents the correct network address for the referenced host?

- A. 192.168.100.32
- B. 192.168.100.48
- C. 192.168.100.16
- D. 192.168.100.0

Answer: ([SHOW ANSWER](#))

NEW QUESTION: 97

Which of these commands can be used to view the best paths stored in the PFE?

- A. show route
- B. show route active-path
- C. show route best-match
- D. show route forwarding-table

Answer: D ([LEAVE A REPLY](#))

NEW QUESTION: 98

Referring to the Exhibit,

```
user@router> monitor traffic interface et-0/0/1.0 matching arp count 10
```

Which parameter at the end of the command would provide information for troubleshooting purposes?

- A. No-resolve
- B. Print-ascii
- C. Extensive
- D. No-timestamp

Answer: C ([LEAVE A REPLY](#))

NEW QUESTION: 99

What does the output of the show route forwarding-table command display?

- A. The Packet Forwarding Engine routing table
- B. The routing protocol databases in the Routing Engine
- C. The inactive entries in the Routing Engine's routing table
- D. The Routing Engine's forwarding table

Answer: A ([LEAVE A REPLY](#))

NEW QUESTION: 100

Which statement is true about the internal link between the Routing Engine and the Packet Forwarding Engine?

- A. It is rate limited to avoid DDoS attacks.
- B. It is an FE link called fxp2.
- C. It is only used to send the forwarding table from the Routing Engine to the Packet Forwarding Engine.

D. It is only used for exception traffic.

Answer: A ([LEAVE A REPLY](#))

NEW QUESTION: 101

Referring to the exhibit, what is the expected behavior for login attempts from users that receive a reject form from both the RADIUS and TACACS+ servers?

```
user@router# show
policy-statement Policy-One {
  term term-One {
    from {
      route-filter 172.35.0.0/16 orlonger
    }
    then accept;
  }
}
```



- A. Users are prompted for a local authentication password.
- B. Users are prompted for the root authentication password.
- C. Users are granted limited access to the device using a guest account.
- D. Users are not prompted for a local authentication password.

Answer: D ([LEAVE A REPLY](#))

NEW QUESTION: 102

Which of these is true about the Junos operating system?

- A. Junos provides separation between control and forwarding planes.
- B. All Juniper devices use the same Junos operating system.
- C. The Junos source code is specific to the device model.

Answer: ([SHOW ANSWER](#))

NEW QUESTION: 103

Which of these is true about terms in a policy?

- A. Names of terms can only be five characters long.
- B. A from statement is optional in a term.
- C. A single term can be applied to a protocol or interface, independent of the policy.
- D. Once configured, terms of a policy cannot be reordered.

Answer: B ([LEAVE A REPLY](#))

NEW QUESTION: 104

Which of these is true about configuring more than one archival site?

- A. The device will transfer the configuration to each archival site.

- B. The device will not transfer to a secondary site unless the previous site fails.
- C. The device will first attempt the transfer using the URL last configured.
- D. The device will transfer using SCP before attempting FTP.

Answer: B ([LEAVE A REPLY](#))

NEW QUESTION: 105

In which directory the traceoption files stored by default?

- A. /var/db/
- B. /var/log/
- C. /var/tmp/
- D. /var/home/

Answer: B ([LEAVE A REPLY](#))

NEW QUESTION: 106

At which of these configuration prompts would you issue the set date command?

- A. user@router>
- B. [edit chassis] user@router#
- C. [edit] user@router#
- D. [edit system] user@router#

Answer: A ([LEAVE A REPLY](#))

Valid JN0-104 Dumps shared by PrepPdf.com for Helping Passing JN0-104 Exam!
PrepPdf.com now offer the **newest JN0-104 exam dumps**, the PrepPdf.com JN0-104 exam **questions have been updated** and **answers have been corrected** get the **newest** PrepPdf.com JN0-104 dumps with Test Engine here:
<https://www.preppdf.com/Juniper/JN0-104-prepaway-exam-dumps.html> (145 Q&As Dumps,
40%OFF Special Discount: Exam-Tests)

NEW QUESTION: 107

What does it mean by fe-1/0/11?

- A. Slot 0, Port 1, FPC 11
- B. Slot 0, FPC 1, Port 11
- C. Slot 11, Port 1, FPC 0

Answer: B ([LEAVE A REPLY](#))

NEW QUESTION: 108

Which keystroke is used to auto-complete user-defined variables?

- A. Esc
- B. Spacebar

C. Home

D. Tab

Answer: D ([LEAVE A REPLY](#))

NEW QUESTION: 109

Which statement is true about route preference?

A. It is the same as a route metric.

B. It must be assigned manually for each protocol.

C. A lower preference is better than a higher preference.

D. A higher preference is better than a lower preference.

Answer: C ([LEAVE A REPLY](#))

NEW QUESTION: 110

When multiple users are editing the configuration on a Junos device.

What is the default behavior when a user issues a commit command?

A. The user's configuration changes are committed, other users will be exited from the configuration mode

B. The user's configuration changes are committed, other users configuration changes are still pending

C. All valid configuration changes made by all users will take effect

D. The user will receive an error message disallowing a commit of the configuration

Answer: B ([LEAVE A REPLY](#))

NEW QUESTION: 111

Which of these commands can be used to shutdown a logical interface upon committing?

(Choose three)

A. delete

B. shutdown

C. deactivate

D. stop

E. disable

Answer: (SHOW ANSWER)

NEW QUESTION: 112

Which two statements are true of a network mask?

A. A subnet mask specifies the portion of an IP address that is in a binary format.

B. A subnet mask specifies the portion of an IP address that represents network hosts.

C. A subnet mask specifies the portion of an IP address that is in a decimal format.

D. A subnet mask specifies the portion of an IP address that represents a network prefix.

Answer: B,D ([LEAVE A REPLY](#))

NEW QUESTION: 113

You have configuration groups applied on your router.

Which command would you use to see all components of the interface hierarchy?

- A. show configuration interfaces | display set
- B. show configuration interfaces | display inheritance
- C. show configuration interfaces | display changed
- D. show configuration interfaces | display detail

Answer: B ([LEAVE A REPLY](#))

NEW QUESTION: 114

Which of these is true about Junos OS?

- A. Processes share memory space but use separate ASICs so that one process cannot directly interfere with another.
- B. Each process runs in its own protected memory space ensuring that one process cannot directly interfere with another.
- C. The memory management daemon (mmd) is responsible for allocating new memory for processes that request it.

Answer: B ([LEAVE A REPLY](#))

NEW QUESTION: 115

How many forwarding table instances are possible on a Junos device?

- A. There are up to 49 forwarding table instances.
- B. The number varies depending on the device.
- C. There are up to 1023 forwarding table instances.
- D. There is only one forwarding table instance.

Answer: B ([LEAVE A REPLY](#))

NEW QUESTION: 116

You have received a request from the user, SecurityTeam, to notify their terminal connection only when someone commits a change to the configuration of a specific networking device.

Which command would you input in this scenario?

- A. set system syslog user SecurityTeam change-log alert
- B. set system syslog user SecurityTeam interactive-commands
- C. set system syslog user SecurityTeam interactive-commands any
- D. set system syslog user SecurityTeam change-log any

Answer: D ([LEAVE A REPLY](#))

NEW QUESTION: 117

What are two configurable physical interface properties? (Choose two.)

- A. address
- B. link mode

- C. protocol family
- D. MTU

Answer: C,D ([LEAVE A REPLY](#))

NEW QUESTION: 118

Which two interfaces are considered physical interface? Choose TWO

- A. Et-3/0/0:0.501
- B. Xe-10/2/1
- C. Et-7/1/4:0
- D. Ge-0/0/0

Answer: B,D ([LEAVE A REPLY](#))

NEW QUESTION: 119

Which statement is correct about logical units on Junos device interfaces?

- A. Logical units are used only when a Layer 2 identifier, such as a VLAN, is present.
- B. A logical unit is always required.
- C. A logical unit of 0 is required when using a frame-relay DLCI.
- D. Logical units are not required unless ATM or 802.1Q VLAN tagging is configured.

Answer: B ([LEAVE A REPLY](#))

NEW QUESTION: 120

Which command is used to replace a current configuration?

- A. load patch
- B. load set
- C. load replace
- D. load override

Answer: D ([LEAVE A REPLY](#))

NEW QUESTION: 121

What is the default local location for syslog and trace files?

- A. /etc/log
- B. /log
- C. /var/log
- D. /home/log

Answer: C ([LEAVE A REPLY](#))

Valid JN0-104 Dumps shared by PrepPdf.com for Helping Passing JN0-104 Exam!
PrepPdf.com now offer the **newest JN0-104 exam dumps**, the PrepPdf.com JN0-104 exam **questions have been updated** and **answers have been corrected** get the **newest**

PrepPdf.com JN0-104 dumps with Test Engine here:

<https://www.preppdf.com/Juniper/JN0-104-prepaway-exam-dumps.html> (145 Q&As Dumps,

40%OFF Special Discount: Exam-Tests)

NEW QUESTION: 122

You configured an interface with an IP address and committed the change. You then added an exception in a firewall filter and committed the change. You realize that the change was made on the wrong device.

How do you undo all these changes?

- A. rollback
- B. rollback 2
- C. rollback 0
- D. rollback 1

Answer: B ([LEAVE A REPLY](#))

NEW QUESTION: 123

What are two functions of the PFE? (Choose two.)

- A. to forward transit traffic
- B. to apply the class of service function
- C. to monitor the chassis
- D. to maintain the forwarding tables

Answer: A,B ([LEAVE A REPLY](#))

NEW QUESTION: 124

Which of these features of IPv6 results in efficient packet processing?

- A. larger header size
- B. fixed header size
- C. variable header size
- D. smaller header size

Answer: B ([LEAVE A REPLY](#))

Valid JN0-104 Dumps shared by PrepPdf.com for Helping Passing JN0-104 Exam!

PrepPdf.com now offer the **newest JN0-104 exam dumps**, the PrepPdf.com JN0-104 exam **questions have been updated** and **answers have been corrected** get the **newest**

PrepPdf.com JN0-104 dumps with Test Engine here:

<https://www.preppdf.com/Juniper/JN0-104-prepaway-exam-dumps.html> (145 Q&As Dumps,

40%OFF Special Discount: Exam-Tests)